

Danville Area Community College

2023FA-2024SU Transfer Graduate Survey

1 - My main objective when first attending DACC was to:

Response Option	Weight	Frequency	Percent	Percent Responses	Means
Transfer to another college or university	(1)	13	54.17%		2.38
Obtain skills for entry to new/different job immediately after DACC	(2)	2	8.33%		
Improve skills for present job	(3)	0	0.00%		
Explore courses to decide on a career	(4)	5	20.83%		
Take courses for personal interest or self-development	(5)	4	16.67%		
				0 25 50 75 100	Question
Response Rate	Mean	STD			
24/113 (21.24%)	2.38	1.69			

2 - Did you meet that objective?

Response Option	Weight	Frequency	Percent	Percent Responses	Means
Yes	(1)	22	91.67%		1.08
No	(2)	2	8.33%		
				0 25 50 75 100	Question
Response Rate	Mean	STD			
24/113 (21.24%)	1.08	0.28			

3 - Did you participate in DACC dual credit or dual enrollment courses while in high school?

Response Option	Weight	Frequency	Percent	Percent Responses	Means
Yes	(1)	8	34.78%		1.65
No	(2)	15	65.22%		
				0 25 50 75 100	Question
Response Rate	Mean	STD			
23/113 (20.35%)	1.65	0.49			

4 - Have any of your parents obtained a Bachelor's degree or higher?

Response Option	Weight	Frequency	Percent	Percent Responses	Means
Yes	(1)	9	37.50%		1.61
No	(2)	14	58.33%		
Uncertain	(0)	1	4.17%		
				0 25 50 75 100	Question
Response Rate	Mean	STD			
24/113 (21.24%)	1.61	0.50			

5 - Are you a veteran of the United States Armed Forces?

Response Option	Weight	Frequency	Percent	Percent Responses	Means
Yes	(1)	2	8.33%		1.92
No	(2)	22	91.67%		
				0 25 50 75 100	Question
Response Rate	Mean	STD			
24/113 (21.24%)	1.92	0.28			

Danville Area Community College

2023FA-2024SU Transfer Graduate Survey

6 - What is your current employment status?

Response Option	Weight	Frequency	Percent	Percent Responses	Means
Employed, full-time	(1)	5	20.83%		3.21
Employed, part-time	(2)	6	25.00%		
Full-time Military Service	(3)	0	0.00%		
Not employed, actively seeking employment	(4)	5	20.83%		
Not employed, not seeking employment	(5)	8	33.33%		
				0 25 50 75 100	Question
Response Rate	Mean	STD			
24/113 (21.24%)	3.21	1.64			

7 - What range best depicts your current student loan debt?

Response Option	Weight	Frequency	Percent	Percent Responses	Means
I do not have student loan debt	(1)	17	73.91%		1.52
Under \$5,000	(2)	2	8.70%		
\$5,000-\$10,000	(3)	2	8.70%		
\$10,001-\$20,000	(4)	2	8.70%		
\$20,001-\$30,000	(5)	0	0.00%		
Over \$30,000	(6)	0	0.00%		
				0 25 50 75 100	Question
Response Rate	Mean	STD			
23/113 (20.35%)	1.52	0.99			

8 - Is it your goal to be living in Vermilion County area ten years from now?

Response Option	Weight	Frequency	Percent	Percent Responses	Means
Yes	(1)	5	20.83%		1.79
No	(2)	19	79.17%		
				0 25 50 75 100	Question
Response Rate	Mean	STD			
24/113 (21.24%)	1.79	0.41			

9 - What is your current educational status?

Response Option	Weight	Frequency	Percent	Percent Responses	Means
Currently enrolled at a 4-year college or university	(1)	16	66.67%		1.88
Currently enrolled at a different 2-year college	(2)	0	0.00%		
Currently enrolled at DACC	(3)	3	12.50%		
Have not enrolled at a college or university since graduating from DACC	(4)	5	20.83%		
Have been enrolled in a college or university since leaving, but not currently	(5)	0	0.00%		
				0 25 50 75 100	Question
Response Rate	Mean	STD			
24/113 (21.24%)	1.88	1.30			

10 - What is your enrollment status?

Response Option	Weight	Frequency	Percent	Percent Responses	Means
Full-time	(1)	14	87.50%		1.13
Part-time	(2)	2	12.50%		
				0 25 50 75 100	Question
Response Rate	Mean	STD			
16/113 (14.16%)	1.13	0.34			

Danville Area Community College

2023FA-2024SU Transfer Graduate Survey

11 - Think back on your expectations, please describe the number of DACC courses that were eligible to be transferred to your current institution:

Response Option	Weight	Frequency	Percent	Percent Responses	Means
As expected	(1)	13	81.25%	<div><div></div></div>	1.19
Less than expected	(2)	3	18.75%	<div><div></div></div>	
Not Applicable	(0)	0	0.00%		
				0 25 50 75 100	Question
Response Rate	Mean	STD			
16/113 (14.16%)	1.19	0.40			

12 - Overall how helpful was your education at DACC in providing you with the knowledge and skills that you need to be successful in the coursework at your current institution

Response Option	Weight	Frequency	Percent	Percent Responses	Means
Very Helpful	(1)	13	81.25%	<div><div></div></div>	1.19
Somewhat Helpful	(2)	3	18.75%	<div><div></div></div>	
Not helpful	(3)	0	0.00%		
Not at all helpful	(4)	0	0.00%		
				0 25 50 75 100	Question
Response Rate	Mean	STD			
16/113 (14.16%)	1.19	0.40			

13 - My studies at DACC helped me to improve my:

Communication skills (written, oral, listening, visual)

Response Option	Weight	Frequency	Percent	Percent Responses	Means
Very Satisfied	(1)	19	79.17%	<div><div></div></div>	1.21
Somewhat Satisfied	(2)	5	20.83%	<div><div></div></div>	
Somewhat Dissatisfied	(3)	0	0.00%		
Very Dissatisfied	(4)	0	0.00%		
				0 25 50 75 100	Question
Response Rate	Mean	STD			
24/113 (21.24%)	1.21	0.41			

13 - My studies at DACC helped me to improve my:

Critical inquiry and problem solving abilities

Response Option	Weight	Frequency	Percent	Percent Responses	Means
Very Satisfied	(1)	18	75.00%	<div><div></div></div>	1.25
Somewhat Satisfied	(2)	6	25.00%	<div><div></div></div>	
Somewhat Dissatisfied	(3)	0	0.00%		
Very Dissatisfied	(4)	0	0.00%		
				0 25 50 75 100	Question
Response Rate	Mean	STD			
24/113 (21.24%)	1.25	0.44			

13 - My studies at DACC helped me to improve my:

Technological competence

Response Option	Weight	Frequency	Percent	Percent Responses	Means
Very Satisfied	(1)	12	52.17%	<div><div></div></div>	1.87
Somewhat Satisfied	(2)	4	17.39%	<div><div></div></div>	
Somewhat Dissatisfied	(3)	5	21.74%	<div><div></div></div>	
Very Dissatisfied	(4)	2	8.70%	<div><div></div></div>	
				0 25 50 75 100	Question
Response Rate	Mean	STD			
23/113 (20.35%)	1.87	1.06			

Danville Area Community College

2023FA-2024SU Transfer Graduate Survey

13 - My studies at DACC helped me to improve my:

Cultural awareness and social skills

Response Option	Weight	Frequency	Percent	Percent Responses	Means
Very Satisfied	(1)	13	54.17%	<div><div></div></div>	1.50
Somewhat Satisfied	(2)	10	41.67%	<div><div></div></div>	
Somewhat Dissatisfied	(3)	1	4.17%	<div><div></div></div>	
Very Dissatisfied	(4)	0	0.00%	<div><div></div></div>	
				0 25 50 75 100	Question
Response Rate	Mean	STD			
24/113 (21.24%)	1.50	0.59			

14 - Throughout my studies at DACC:

I was generally satisfied with the variety of courses offered

Response Option	Weight	Frequency	Percent	Percent Responses	Means
Very Satisfied	(1)	12	52.17%	<div><div></div></div>	1.48
Somewhat Satisfied	(2)	11	47.83%	<div><div></div></div>	
Somewhat Dissatisfied	(3)	0	0.00%	<div><div></div></div>	
Very Dissatisfied	(4)	0	0.00%	<div><div></div></div>	
				0 25 50 75 100	Question
Response Rate	Mean	STD			
23/113 (20.35%)	1.48	0.51			

14 - Throughout my studies at DACC:

In general, I found the courses to be intellectually stimulating

Response Option	Weight	Frequency	Percent	Percent Responses	Means
Very Satisfied	(1)	14	60.87%	<div><div></div></div>	1.43
Somewhat Satisfied	(2)	8	34.78%	<div><div></div></div>	
Somewhat Dissatisfied	(3)	1	4.35%	<div><div></div></div>	
Very Dissatisfied	(4)	0	0.00%	<div><div></div></div>	
				0 25 50 75 100	Question
Response Rate	Mean	STD			
23/113 (20.35%)	1.43	0.59			

14 - Throughout my studies at DACC:


I could always sign up for the classes required in my major

Response Option	Weight	Frequency	Percent	Percent Responses	Means
Very Satisfied	(1)	11	50.00%	<div><div></div></div>	1.64
Somewhat Satisfied	(2)	8	36.36%	<div><div></div></div>	
Somewhat Dissatisfied	(3)	3	13.64%	<div><div></div></div>	
Very Dissatisfied	(4)	0	0.00%	<div><div></div></div>	
				0 25 50 75 100	Question
Response Rate	Mean	STD			
22/113 (19.47%)	1.64	0.73			

Danville Area Community College
2023FA-2024SU Transfer Graduate Survey


14 - Throughout my studies at DACC:

I had the opportunity to interact with faculty outside of class

Response Option	Weight	Frequency	Percent	Percent Responses	Means
Very Satisfied	(1)	11	47.83%		1.91
Somewhat Satisfied	(2)	6	26.09%		
Somewhat Dissatisfied	(3)	3	13.04%		
Very Dissatisfied	(4)	3	13.04%		
				0 25 50 75 100	Question
Response Rate	Mean	STD			
23/113 (20.35%)	1.91	1.08			


14 - Throughout my studies at DACC:

I was generally satisfied with the quality of instruction in my classes

Response Option	Weight	Frequency	Percent	Percent Responses	Means
Very Satisfied	(1)	16	69.57%		1.30
Somewhat Satisfied	(2)	7	30.43%		
Somewhat Dissatisfied	(3)	0	0.00%		
Very Dissatisfied	(4)	0	0.00%		
				0 25 50 75 100	Question
Response Rate	Mean	STD			
23/113 (20.35%)	1.30	0.47			

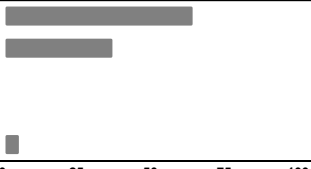
14 - Throughout my studies at DACC:

Utilizing technology was essential to success in my coursework

Response Option	Weight	Frequency	Percent	Percent Responses	Means
Very Satisfied	(1)	13	61.90%		1.86
Somewhat Satisfied	(2)	2	9.52%		
Somewhat Dissatisfied	(3)	2	9.52%		
Very Dissatisfied	(4)	4	19.05%		
				0 25 50 75 100	Question
Response Rate	Mean	STD			
21/113 (18.58%)	1.86	1.24			

15 - While at DACC how satisfied were you with the following:

Content with field of study courses

Response Option	Weight	Frequency	Percent	Percent Responses	Means
Very Satisfied	(1)	14	60.87%		1.36
Somewhat Satisfied	(2)	8	34.78%		
Somewhat Dissatisfied	(3)	0	0.00%		
Very Dissatisfied	(4)	0	0.00%		
Did Not Use	(0)	1	4.35%		
				0 25 50 75 100	Question
Response Rate	Mean	STD			
23/113 (20.35%)	1.36	0.49			

Danville Area Community College
2023FA-2024SU Transfer Graduate Survey

15 - While at DACC how satisfied were you with the following:

Content with other courses

Response Option	Weight	Frequency	Percent	Percent Responses	Means
Very Satisfied	(1)	11	47.83%		1.52
Somewhat Satisfied	(2)	12	52.17%		
Somewhat Dissatisfied	(3)	0	0.00%		
Very Dissatisfied	(4)	0	0.00%		
Did Not Use	(0)	0	0.00%		
				0 25 50 75 100	Question
Response Rate	Mean	STD			
23/113 (20.35%)	1.52	0.51			

15 - While at DACC how satisfied were you with the following:

Lecture and lab experience

Response Option	Weight	Frequency	Percent	Percent Responses	Means
Very Satisfied	(1)	12	52.17%		1.52
Somewhat Satisfied	(2)	10	43.48%		
Somewhat Dissatisfied	(3)	1	4.35%		
Very Dissatisfied	(4)	0	0.00%		
Did Not Use	(0)	0	0.00%		
				0 25 50 75 100	Question
Response Rate	Mean	STD			
23/113 (20.35%)	1.52	0.59			

15 - While at DACC how satisfied were you with the following:

Equipment, facilities, and materials

Response Option	Weight	Frequency	Percent	Percent Responses	Means
Very Satisfied	(1)	9	39.13%		1.95
Somewhat Satisfied	(2)	5	21.74%		
Somewhat Dissatisfied	(3)	4	17.39%		
Very Dissatisfied	(4)	2	8.70%		
Did Not Use	(0)	3	13.04%		
				0 25 50 75 100	Question
Response Rate	Mean	STD			
23/113 (20.35%)	1.95	1.05			

15 - While at DACC how satisfied were you with the following:

Preparation for future education

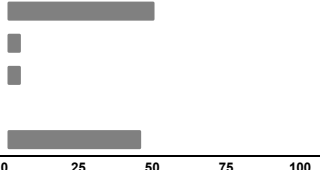
Response Option	Weight	Frequency	Percent	Percent Responses	Means
Very Satisfied	(1)	12	52.17%		1.52
Somewhat Satisfied	(2)	10	43.48%		
Somewhat Dissatisfied	(3)	1	4.35%		
Very Dissatisfied	(4)	0	0.00%		
Did Not Use	(0)	0	0.00%		
				0 25 50 75 100	Question
Response Rate	Mean	STD			
23/113 (20.35%)	1.52	0.59			

Danville Area Community College

2023FA-2024SU Transfer Graduate Survey

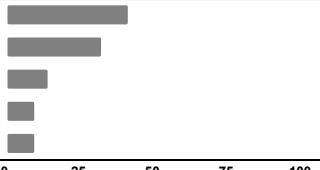
16 - Please rate your satisfaction with each DACC office or service below, or check those that you did not use.

Financial Aid Services

Response Option	Weight	Frequency	Percent	Percent Responses	Means
Very Satisfied	(1)	11	47.83%		1.23
Somewhat Satisfied	(2)	1	4.35%		
Somewhat Dissatisfied	(3)	1	4.35%		
Very Dissatisfied	(4)	0	0.00%		
Did not use	(0)	10	43.48%		
				0 25 50 75 100	Question
Response Rate	Mean	STD			
23/113 (20.35%)	1.23	0.60			

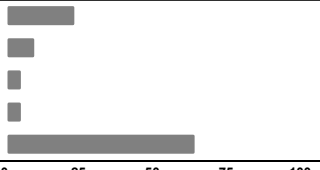
16 - Please rate your satisfaction with each DACC office or service below, or check those that you did not use.

Academic Advising

Response Option	Weight	Frequency	Percent	Percent Responses	Means
Very Satisfied	(1)	9	39.13%		1.90
Somewhat Satisfied	(2)	7	30.43%		
Somewhat Dissatisfied	(3)	3	13.04%		
Very Dissatisfied	(4)	2	8.70%		
Did not use	(0)	2	8.70%		
				0 25 50 75 100	Question
Response Rate	Mean	STD			
23/113 (20.35%)	1.90	1.00			

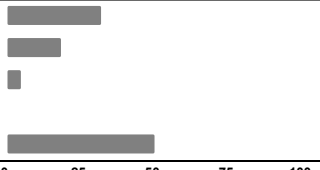
16 - Please rate your satisfaction with each DACC office or service below, or check those that you did not use.

Career Planning

Response Option	Weight	Frequency	Percent	Percent Responses	Means
Very Satisfied	(1)	5	21.74%		1.78
Somewhat Satisfied	(2)	2	8.70%		
Somewhat Dissatisfied	(3)	1	4.35%		
Very Dissatisfied	(4)	1	4.35%		
Did not use	(0)	14	60.87%		
				0 25 50 75 100	Question
Response Rate	Mean	STD			
23/113 (20.35%)	1.78	1.09			

16 - Please rate your satisfaction with each DACC office or service below, or check those that you did not use.

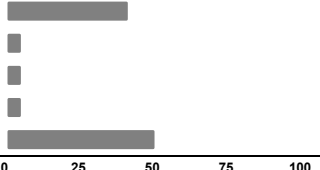
College Transfer Planning

Response Option	Weight	Frequency	Percent	Percent Responses	Means
Very Satisfied	(1)	7	30.43%		1.50
Somewhat Satisfied	(2)	4	17.39%		
Somewhat Dissatisfied	(3)	1	4.35%		
Very Dissatisfied	(4)	0	0.00%		
Did not use	(0)	11	47.83%		
				0 25 50 75 100	Question
Response Rate	Mean	STD			
23/113 (20.35%)	1.50	0.67			

Danville Area Community College
2023FA-2024SU Transfer Graduate Survey


16 - Please rate your satisfaction with each DACC office or service below, or check those that you did not use.

Counseling Services

Response Option	Weight	Frequency	Percent	Percent Responses	Means
Very Satisfied	(1)	9	39.13%		1.50
Somewhat Satisfied	(2)	1	4.35%		
Somewhat Dissatisfied	(3)	1	4.35%		
Very Dissatisfied	(4)	1	4.35%		
Did not use	(0)	11	47.83%		
				0 25 50 75 100	Question
Response Rate	Mean	STD			
23/113 (20.35%)	1.50	1.00			

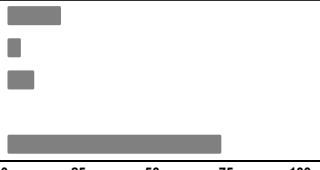
16 - Please rate your satisfaction with each DACC office or service below, or check those that you did not use.

Tutoring Services

Response Option	Weight	Frequency	Percent	Percent Responses	Means
Very Satisfied	(1)	9	39.13%		1.46
Somewhat Satisfied	(2)	2	8.70%		
Somewhat Dissatisfied	(3)	2	8.70%		
Very Dissatisfied	(4)	0	0.00%		
Did not use	(0)	10	43.48%		
				0 25 50 75 100	Question
Response Rate	Mean	STD			
23/113 (20.35%)	1.46	0.78			

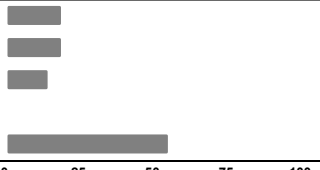
16 - Please rate your satisfaction with each DACC office or service below, or check those that you did not use.

Library/Audio Visual

Response Option	Weight	Frequency	Percent	Percent Responses	Means
Very Satisfied	(1)	4	17.39%		1.71
Somewhat Satisfied	(2)	1	4.35%		
Somewhat Dissatisfied	(3)	2	8.70%		
Very Dissatisfied	(4)	0	0.00%		
Did not use	(0)	16	69.57%		
				0 25 50 75 100	Question
Response Rate	Mean	STD			
23/113 (20.35%)	1.71	0.95			

16 - Please rate your satisfaction with each DACC office or service below, or check those that you did not use.

Student Activities

Response Option	Weight	Frequency	Percent	Percent Responses	Means
Very Satisfied	(1)	4	17.39%		1.91
Somewhat Satisfied	(2)	4	17.39%		
Somewhat Dissatisfied	(3)	3	13.04%		
Very Dissatisfied	(4)	0	0.00%		
Did not use	(0)	12	52.17%		
				0 25 50 75 100	Question
Response Rate	Mean	STD			
23/113 (20.35%)	1.91	0.83			

Danville Area Community College
2023FA-2024SU Transfer Graduate Survey

16 - Please rate your satisfaction with each DACC office or service below, or check those that you did not use.

Assessment Center

Response Option	Weight	Frequency	Percent	Percent Responses	Means
Very Satisfied	(1)	7	31.82%		1.30
Somewhat Satisfied	(2)	3	13.64%		
Somewhat Dissatisfied	(3)	0	0.00%		
Very Dissatisfied	(4)	0	0.00%		
Did not use	(0)	12	54.55%		
				0 25 50 75 100	Question
Response Rate	Mean	STD			
22/113 (19.47%)	1.30	0.48			

16 - Please rate your satisfaction with each DACC office or service below, or check those that you did not use.

Disability Services

Response Option	Weight	Frequency	Percent	Percent Responses	Means
Very Satisfied	(1)	5	22.73%		1.17
Somewhat Satisfied	(2)	1	4.55%		
Somewhat Dissatisfied	(3)	0	0.00%		
Very Dissatisfied	(4)	0	0.00%		
Did not use	(0)	16	72.73%		
				0 25 50 75 100	Question
Response Rate	Mean	STD			
22/113 (19.47%)	1.17	0.41			