

Danville Area Community College

ICCB Sexual Misconduct Survey

1 - The Sexual Misconduct Campus Climate Survey is being conducted by Danville Area Community College. The purpose of the study is to provide information about the behaviors and perceptions that current students have related to DACC. You will be asked to complete a questionnaire concerning: relationships, sexual experiences, experiences with dating violence, and perceptions about safety at DACC during the last 12 months. The questionnaire should take approximately 15-20 minutes to complete. All of the information provided in the questionnaire will be anonymous. Illinois law (110 ILCS 155/35) requires DACC to conduct the Sexual Misconduct Campus Climate Survey annually; however, your participation is voluntary and may be withdrawn at any time without penalty or prejudice, and if you have any additional questions concerning this survey, you may contact Institutional Research at ir@dacc.edu. You are not required to answer any questions in the survey and you can choose to skip a question or select a "prefer not to respond" option. Potential risks and/or discomforts you could experience during this study include upsetting or distressing thoughts or feelings when answering questions related to sexual assault victimization and potential traumatic life events. If you feel upset during or after the study, you can contact Stephanie Potts, Director of Academic Advising and Counseling at 217-443-8749 or by email at s.potts@dacc.edu; please be aware disclosure may trigger a Title IX report for the institution. In addition, if you feel these topics will cause a trigger of a past negative situation, do not take the survey. The survey is not meant to cause anyone significant distress. If you wish to report an instance of sexual or gender harassment, dating or domestic violence, sexual assault/violence, or stalking contact the DACC Title IX coordinator, Jill Cranmore at 217-443-8756 or by email at j.cranmore@dacc.edu. The Sexual Misconduct Campus Climate Survey is an important tool DACC uses for understanding and addressing our institution with regard to sexual harassment and sexual misconduct. Student participation in the survey will help us to be more aware of the issues we need to address, and will help us craft the tools needed to address them. Your responses will be confidential. Your responses will be combined with those of other students and reported in summary form only. By clicking on the button below, you are stating that you have read the information above in its entirety and understand the purpose of this survey.

Response Option	Weight	Frequency	Percent	Percent Responses	Means
Continue	(1)	25	100.00%		1.00
Do Not Continue	(2)	0	0.00%		
				0 25 50 75 100	Question
Response Rate	Mean	STD			
25/2088 (1.2%)	1.00	0.00			

2 - What is your current gender identity?

Response Option	Weight	Frequency	Percent	Percent Responses	Means
Woman	(1)	17	68.00%		1.54
Genderqueer/gender non-conforming/non-binary	(2)	1	4.00%		
Man	(3)	6	24.00%		
Prefer to self-describe	(4)	0	0.00%		
Prefer not to Respond	(0)	1	4.00%		
				0 25 50 75 100	Question
Response Rate	Mean	STD			
25/2088 (1.2%)	1.54	0.88			

3 - Are you transgender?

Response Option	Weight	Frequency	Percent	Percent Responses	Means
Yes	(1)	0	0.00%		2.00
No	(2)	23	92.00%		
Prefer not to Respond	(0)	2	8.00%		
				0 25 50 75 100	Question
Response Rate	Mean	STD			
25/2088 (1.2%)	2.00	0.00			

4 - Describe your race/ethnicity? (Select all that apply)

Response Option	Weight	Frequency	Percent	Percent Responses	Means
Black/African American	(1)	3	12.00%		
Native American or Alaskan native	(2)	0	0.00%		
White/Caucasian	(3)	22	88.00%		
Hispanic or Latino/a	(4)	1	4.00%		
Asian or Asian American	(5)	0	0.00%		
Hawaiian or Pacific Islander	(6)	0	0.00%		
Middle Eastern/North African	(7)	0	0.00%		
Other	(8)	0	0.00%		
Prefer not to Respond	(9)	1	4.00%		
				0 25 50 75 100	
Response Rate	25/2088 (1.2%)				

Danville Area Community College
ICCB Sexual Misconduct Survey

5 - In what year did you first enroll as a student at DACC?						
Response Option	Weight	Frequency	Percent	Percent Responses	Means	
2017	(1)	2	8.00%		6.36	
2018	(2)	0	0.00%			
2019	(3)	0	0.00%			
2020	(4)	1	4.00%			
2021	(5)	1	4.00%			
2022	(6)	4	16.00%			
2023	(7)	12	48.00%			
prior to 2017	(8)	5	20.00%			
				0 25 50 75 100	Question	
Response Rate	Mean	STD				
25/2088 (1.2%)	6.36	1.87				

6 - What is your sexual orientation? (Select all that apply)						
Response Option	Weight	Frequency	Percent	Percent Responses	Means	
Gay	(1)	0	0.00%			
Heterosexual/straight	(2)	17	68.00%			
Lesbian	(3)	0	0.00%			
Pansexual	(4)	1	4.00%			
Bisexual	(5)	3	12.00%			
Queer	(6)	1	4.00%			
Asexual	(7)	1	4.00%			
Prefer to self-describe	(8)	0	0.00%			
Prefer not to respond	(9)	2	8.00%			
				0 25 50 75 100		
Response Rate	25/2088 (1.2%)					

7 - Since you've been a student at DACC, have you been a member or participated in any of the following? (Select all that apply)						
Response Option	Weight	Frequency	Percent	Percent Responses	Means	
Fraternity or sorority (pledge or member)	(1)	2	13.33%			
Intercollegiate athletic team	(2)	0	0.00%			
Intramural or club athletic team	(3)	1	6.67%			
Other student organization or group	(4)	6	40.00%			
Prefer not to respond	(5)	7	46.67%			
				0 25 50 75 100		
Response Rate	15/2088 (0.72%)					

8 - Do you attend an exclusively online program? Do not include hybrid courses.						
Response Option	Weight	Frequency	Percent	Percent Responses	Means	
Yes	(1)	7	28.00%		1.75	
No	(2)	16	64.00%			
Prefer not to respond	(3)	1	4.00%			
Prefer not to Respond	(0)	1	4.00%			
				0 25 50 75 100	Question	
Response Rate	Mean	STD				
25/2088 (1.2%)	1.75	0.53				

Danville Area Community College
ICCB Sexual Misconduct Survey

9 - Which of the following best describes your living situation?					
Response Option	Weight	Frequency	Percent	Percent Responses	Means
On campus residence hall/dormitory	(1)	0	0.00%		5.55
Other on campus housing (apartment, house)	(2)	0	0.00%		
Fraternity or sorority house	(3)	0	0.00%		
Off-campus institution -sponsored apartment/house	(4)	0	0.00%		
Off-campus housing non-institution sponsored	(5)	11	45.83%		
Other off-campus	(6)	10	41.67%		
Homeless/Nonstable Housing	(7)	1	4.17%		
Prefer not to Respond	(0)	2	8.33%		
				0 25 50 75 100	Question
Response Rate	Mean	STD			
24/2088 (1.15%)	5.55	0.60			

10 - Do you identify as a student with a disability? Disabilities may include physical disability, chronic mental health conditions, chronic health conditions, or intellectual or developmental disability.					
Response Option	Weight	Frequency	Percent	Percent Responses	Means
Yes	(1)	4	16.00%		1.83
No	(2)	20	80.00%		
Prefer not to Respond	(0)	1	4.00%		
				0 25 50 75 100	Question
Response Rate	Mean	STD			
25/2088 (1.2%)	1.83	0.38			

11 - Have you registered with DACC's office of student accessibility and disability services?					
Response Option	Weight	Frequency	Percent	Percent Responses	Means
Yes	(1)	0	0.00%		2.00
No	(2)	4	100.00%		
Prefer not to Respond	(0)	0	0.00%		
				0 25 50 75 100	Question
Response Rate	Mean	STD			
4/2088 (0.19%)	2.00	0.00			

12 - What is your U.S. citizenship status?					
Response Option	Weight	Frequency	Percent	Percent Responses	Means
U.S. citizen	(1)	24	96.00%		1.00
Permanent resident	(2)	0	0.00%		
Visa holder (F-1, J-1, H1-B, A, L, G, E and TN)	(3)	0	0.00%		
Other legally documented status	(4)	0	0.00%		
Undocumented status	(5)	0	0.00%		
Other	(6)	0	0.00%		
Prefer not to Respond	(0)	1	4.00%		
				0 25 50 75 100	Question
Response Rate	Mean	STD			
25/2088 (1.2%)	1.00	0.00			

Danville Area Community College
ICCB Sexual Misconduct Survey

13 - Have you done the following during the last 12 months at DACC? Remember that all of your answers are private; no professor or instructor will ever see them. (Select all that apply)

Response Option	Weight	Frequency	Percent	Percent Responses	Means
Missed class	(1)	12	48.00%		
Made excuses to get out of class	(2)	1	4.00%		
Been late for class	(3)	6	24.00%		
Done poor work	(4)	4	16.00%		
Attended class intoxicated or "high"	(5)	0	0.00%		
Slept in class	(6)	1	4.00%		
Thought about dropping a class	(7)	7	28.00%		
Thought about quitting school	(8)	5	20.00%		
Thought my mental health and/or well-being was suffering	(9)	9	36.00%		
None of the above	(10)	8	32.00%		
Prefer not to respond	(11)	1	4.00%		
				0 25 50 75 100	
Response Rate	25/2088 (1.2%)				

14 - I feel safe on campus at DACC.

Response Option	Weight	Frequency	Percent	Percent Responses	Means
Strongly Disagree	(1)	2	8.00%		4.12
Disagree	(2)	0	0.00%		
Neutral	(3)	3	12.00%		
Agree	(4)	8	32.00%		
Strongly Agree	(5)	12	48.00%		
Prefer not to Respond	(0)	0	0.00%		
				0 25 50 75 100	Question
Response Rate	Mean	STD			
25/2088 (1.2%)	4.12	1.17			

15 - Using the scale provided, please indicate the degree to which you agree or disagree with the following statements

a. On or around this campus, I feel safe from sexual harassment

Response Option	Weight	Frequency	Percent	Percent Responses	Means
Strongly Disagree	(1)	1	4.00%		4.16
Disagree	(2)	0	0.00%		
Neutral	(3)	5	20.00%		
Agree	(4)	7	28.00%		
Strongly Agree	(5)	12	48.00%		
Prefer not to Respond	(0)	0	0.00%		
				0 25 50 75 100	Question
Response Rate	Mean	STD			
25/2088 (1.2%)	4.16	1.03			

Danville Area Community College
ICCB Sexual Misconduct Survey

15 - Using the scale provided, please indicate the degree to which you agree or disagree with the following statements

b. On or around this campus, I feel safe from dating or domestic violence.

Response Option	Weight	Frequency	Percent	Percent Responses	Means
Strongly Disagree	(1)	0	0.00%		4.24
Disagree	(2)	1	4.00%		
Neutral	(3)	4	16.00%		
Agree	(4)	8	32.00%		
Strongly Agree	(5)	12	48.00%		
Prefer not to Respond	(0)	0	0.00%		
				0 25 50 75 100	Question
Response Rate	Mean	STD			
25/2088 (1.2%)	4.24	0.88			

15 - Using the scale provided, please indicate the degree to which you agree or disagree with the following statements

c. On or around this campus, I feel safe from sexual assault or abuse.

Response Option	Weight	Frequency	Percent	Percent Responses	Means
Strongly Disagree	(1)	1	4.00%		4.08
Disagree	(2)	1	4.00%		
Neutral	(3)	5	20.00%		
Agree	(4)	6	24.00%		
Strongly Agree	(5)	12	48.00%		
Prefer not to Respond	(0)	0	0.00%		
				0 25 50 75 100	Question
Response Rate	Mean	STD			
25/2088 (1.2%)	4.08	1.12			

15 - Using the scale provided, please indicate the degree to which you agree or disagree with the following statements

d. On or around this campus, I feel safe from stalking.

Response Option	Weight	Frequency	Percent	Percent Responses	Means
Strongly Disagree	(1)	1	4.00%		4.08
Disagree	(2)	0	0.00%		
Neutral	(3)	6	24.00%		
Agree	(4)	7	28.00%		
Strongly Agree	(5)	11	44.00%		
Prefer not to Respond	(0)	0	0.00%		
				0 25 50 75 100	Question
Response Rate	Mean	STD			
25/2088 (1.2%)	4.08	1.04			

16 - Using the scale provided, please indicate the degree to which you agree or disagree with the following statements about sexual misconduct

a. I don't think sexual misconduct is a problem at DACC

Response Option	Weight	Frequency	Percent	Percent Responses	Means
Strongly Disagree	(1)	1	4.00%		3.50
Disagree	(2)	2	8.00%		
Neutral	(3)	10	40.00%		
Agree	(4)	6	24.00%		
Strongly Agree	(5)	5	20.00%		
Prefer not to Respond	(0)	1	4.00%		
				0 25 50 75 100	Question
Response Rate	Mean	STD			
25/2088 (1.2%)	3.50	1.06			

Danville Area Community College
ICCB Sexual Misconduct Survey

16 - Using the scale provided, please indicate the degree to which you agree or disagree with the following statements about sexual misconduct

b. I don't think there is much I can do about sexual misconduct on this campus.

Response Option	Weight	Frequency	Percent	Percent Responses	Means
Strongly Disagree	(1)	4	16.00%		2.65
Disagree	(2)	7	28.00%		
Neutral	(3)	7	28.00%		
Agree	(4)	3	12.00%		
Strongly Agree	(5)	2	8.00%		
Prefer not to Respond	(0)	2	8.00%		
				0 25 50 75 100	Question
Response Rate	Mean	STD			
25/2088 (1.2%)	2.65	1.19			

16 - Using the scale provided, please indicate the degree to which you agree or disagree with the following statements about sexual misconduct

c. There isn't much need for me to think about sexual misconduct while at DACC.

Response Option	Weight	Frequency	Percent	Percent Responses	Means
Strongly Disagree	(1)	3	12.00%		3.29
Disagree	(2)	3	12.00%		
Neutral	(3)	7	28.00%		
Agree	(4)	6	24.00%		
Strongly Agree	(5)	5	20.00%		
Prefer not to Respond	(0)	1	4.00%		
				0 25 50 75 100	Question
Response Rate	Mean	STD			
25/2088 (1.2%)	3.29	1.30			

16 - Using the scale provided, please indicate the degree to which you agree or disagree with the following statements about sexual misconduct

d. I have recently taken part in activities or volunteered my time on projects focused on ending sexual misconduct on campus.

Response Option	Weight	Frequency	Percent	Percent Responses	Means
Strongly Disagree	(1)	7	28.00%		1.82
Disagree	(2)	12	48.00%		
Neutral	(3)	3	12.00%		
Agree	(4)	0	0.00%		
Strongly Agree	(5)	0	0.00%		
Prefer not to Respond	(0)	3	12.00%		
				0 25 50 75 100	Question
Response Rate	Mean	STD			
25/2088 (1.2%)	1.82	0.66			

16 - Using the scale provided, please indicate the degree to which you agree or disagree with the following statements about sexual misconduct

e. I have heard comments or seen online posts from DACC students that make jokes about dating violence, sexual assault, or gender based violence, sexual harassment.

Response Option	Weight	Frequency	Percent	Percent Responses	Means
Strongly Disagree	(1)	9	36.00%		2.00
Disagree	(2)	9	36.00%		
Neutral	(3)	3	12.00%		
Agree	(4)	0	0.00%		
Strongly Agree	(5)	2	8.00%		
Prefer not to Respond	(0)	2	8.00%		
				0 25 50 75 100	Question
Response Rate	Mean	STD			
25/2088 (1.2%)	2.00	1.17			

Danville Area Community College
ICCB Sexual Misconduct Survey

17 - Using the scale provided, please indicate your level of agreement with the following statements

a. If a friend or I experienced sexual misconduct, I know where to go to get help on campus.

Response Option	Weight	Frequency	Percent	Percent Responses	Means
Strongly Disagree	(1)	3	12.50%		
Disagree	(2)	5	20.83%		
Neutral	(3)	2	8.33%		
Agree	(4)	5	20.83%		
Strongly Agree	(5)	9	37.50%		
Prefer not to Respond	(0)	0	0.00%		
				0 25 50 75 100	Question
Response Rate	Mean	STD			
24/2088 (1.15%)	3.50	1.50			

17 - Using the scale provided, please indicate your level of agreement with the following statements

b. I would know where to go to make a report of sexual misconduct.

Response Option	Weight	Frequency	Percent	Percent Responses	Means
Strongly Disagree	(1)	3	12.50%		
Disagree	(2)	4	16.67%		
Neutral	(3)	2	8.33%		
Agree	(4)	6	25.00%		
Strongly Agree	(5)	9	37.50%		
Prefer not to Respond	(0)	0	0.00%		
				0 25 50 75 100	Question
Response Rate	Mean	STD			
24/2088 (1.15%)	3.58	1.47			

17 - Using the scale provided, please indicate your level of agreement with the following statements

c. I know what the process is after a student reports sexual misconduct at DACC

Response Option	Weight	Frequency	Percent	Percent Responses	Means
Strongly Disagree	(1)	4	16.67%		
Disagree	(2)	8	33.33%		
Neutral	(3)	4	16.67%		
Agree	(4)	6	25.00%		
Strongly Agree	(5)	2	8.33%		
Prefer not to Respond	(0)	0	0.00%		
				0 25 50 75 100	Question
Response Rate	Mean	STD			
24/2088 (1.15%)	2.75	1.26			

17 - Using the scale provided, please indicate your level of agreement with the following statements

d. I understand that I can request accommodations if I experienced sexual misconduct

Response Option	Weight	Frequency	Percent	Percent Responses	Means
Strongly Disagree	(1)	4	16.67%		
Disagree	(2)	4	16.67%		
Neutral	(3)	3	12.50%		
Agree	(4)	10	41.67%		
Strongly Agree	(5)	3	12.50%		
Prefer not to Respond	(0)	0	0.00%		
				0 25 50 75 100	Question
Response Rate	Mean	STD			
24/2088 (1.15%)	3.17	1.34			

Danville Area Community College
ICCB Sexual Misconduct Survey

18 - I am aware of the function of the following campus and community resources related to sexual misconduct:

a. DACC's safety, health, and wellness services

Response Option	Weight	Frequency	Percent	Percent Responses	Means
Strongly Disagree	(1)	3	12.00%		3.20
Disagree	(2)	6	24.00%		
Neutral	(3)	4	16.00%		
Agree	(4)	7	28.00%		
Strongly Agree	(5)	5	20.00%		
Prefer not to Respond	(0)	0	0.00%		
				0 25 50 75 100	Question
Response Rate	Mean	STD			
25/2088 (1.2%)	3.20	1.35			

18 - I am aware of the function of the following campus and community resources related to sexual misconduct:

b. Community-based services outside the institution (ex. outside counseling, medical or legal advocacy).

Response Option	Weight	Frequency	Percent	Percent Responses	Means
Strongly Disagree	(1)	3	12.00%		3.48
Disagree	(2)	3	12.00%		
Neutral	(3)	4	16.00%		
Agree	(4)	9	36.00%		
Strongly Agree	(5)	6	24.00%		
Prefer not to Respond	(0)	0	0.00%		
				0 25 50 75 100	Question
Response Rate	Mean	STD			
25/2088 (1.2%)	3.48	1.33			

18 - I am aware of the function of the following campus and community resources related to sexual misconduct:

c. Hotlines (including institutional, local, and national)

Response Option	Weight	Frequency	Percent	Percent Responses	Means
Strongly Disagree	(1)	2	8.00%		3.72
Disagree	(2)	2	8.00%		
Neutral	(3)	4	16.00%		
Agree	(4)	10	40.00%		
Strongly Agree	(5)	7	28.00%		
Prefer not to Respond	(0)	0	0.00%		
				0 25 50 75 100	Question
Response Rate	Mean	STD			
25/2088 (1.2%)	3.72	1.21			

18 - I am aware of the function of the following campus and community resources related to sexual misconduct:

d. DACC's Title IX or other institutional office that addresses formal reports

Response Option	Weight	Frequency	Percent	Percent Responses	Means
Strongly Disagree	(1)	4	16.00%		3.20
Disagree	(2)	4	16.00%		
Neutral	(3)	4	16.00%		
Agree	(4)	9	36.00%		
Strongly Agree	(5)	4	16.00%		
Prefer not to Respond	(0)	0	0.00%		
				0 25 50 75 100	Question
Response Rate	Mean	STD			
25/2088 (1.2%)	3.20	1.35			

Danville Area Community College
ICCB Sexual Misconduct Survey

19 - Using the scale provided, please indicate the degree to which you agree or disagree with the following statements as it applies to all sexual experiences, including sexual intercourse, fondling, touching, kissing, etc

a. Typically, I communicate sexual consent to my partner using nonverbal signals and body language

Response Option	Weight	Frequency	Percent	Percent Responses	Means
Strongly Disagree	(1)	2	8.33%		<div style="text-align: center;"> <p>3.28</p> </div>
Disagree	(2)	4	16.67%		
Neutral	(3)	5	20.83%		
Agree	(4)	1	4.17%		
Strongly Agree	(5)	6	25.00%		
Prefer not to Respond	(0)	6	25.00%		
				0 25 50 75 100	Question
Response Rate	Mean	STD			
24/2088 (1.15%)	3.28	1.45			

19 - Using the scale provided, please indicate the degree to which you agree or disagree with the following statements as it applies to all sexual experiences, including sexual intercourse, fondling, touching, kissing, etc

b. It is easy to accurately read my current partner's nonverbal signals as indicating consent or non-consent to sexual activity.

Response Option	Weight	Frequency	Percent	Percent Responses	Means
Strongly Disagree	(1)	3	12.50%		<div style="text-align: center;"> <p>3.39</p> </div>
Disagree	(2)	1	4.17%		
Neutral	(3)	5	20.83%		
Agree	(4)	4	16.67%		
Strongly Agree	(5)	5	20.83%		
Prefer not to Respond	(0)	6	25.00%		
				0 25 50 75 100	Question
Response Rate	Mean	STD			
24/2088 (1.15%)	3.39	1.42			

19 - Using the scale provided, please indicate the degree to which you agree or disagree with the following statements as it applies to all sexual experiences, including sexual intercourse, fondling, touching, kissing, etc

c. Typically, I ask for consent by making a sexual advance and waiting for a reaction, so I know whether or not to continue

Response Option	Weight	Frequency	Percent	Percent Responses	Means
Strongly Disagree	(1)	2	8.33%		<div style="text-align: center;"> <p>3.06</p> </div>
Disagree	(2)	4	16.67%		
Neutral	(3)	5	20.83%		
Agree	(4)	3	12.50%		
Strongly Agree	(5)	3	12.50%		
Prefer not to Respond	(0)	7	29.17%		
				0 25 50 75 100	Question
Response Rate	Mean	STD			
24/2088 (1.15%)	3.06	1.30			

Danville Area Community College
ICCB Sexual Misconduct Survey

19 - Using the scale provided, please indicate the degree to which you agree or disagree with the following statements as it applies to all sexual experiences, including sexual intercourse, fondling, touching, kissing, etc

d. I don't have to ask or give my partner sexual consent because my partner knows me well enough.

Response Option	Weight	Frequency	Percent	Percent Responses	Means
Strongly Disagree	(1)	7	29.17%		2.17
Disagree	(2)	5	20.83%		
Neutral	(3)	3	12.50%		
Agree	(4)	2	8.33%		
Strongly Agree	(5)	1	4.17%		
Prefer not to Respond	(0)	6	25.00%		
				0 25 50 75 100	Question
Response Rate	Mean	STD			
24/2088 (1.15%)	2.17	1.25			

19 - Using the scale provided, please indicate the degree to which you agree or disagree with the following statements as it applies to all sexual experiences, including sexual intercourse, fondling, touching, kissing, etc

e. I don't have to ask or give my partner sexual consent because I have a lot of trust in my partner to "do the right thing."

Response Option	Weight	Frequency	Percent	Percent Responses	Means
Strongly Disagree	(1)	8	33.33%		2.33
Disagree	(2)	2	8.33%		
Neutral	(3)	4	16.67%		
Agree	(4)	2	8.33%		
Strongly Agree	(5)	2	8.33%		
Prefer not to Respond	(0)	6	25.00%		
				0 25 50 75 100	Question
Response Rate	Mean	STD			
24/2088 (1.15%)	2.33	1.46			

19 - Using the scale provided, please indicate the degree to which you agree or disagree with the following statements as it applies to all sexual experiences, including sexual intercourse, fondling, touching, kissing, etc

f. I always verbally ask for consent before I initiate a sexual encounter.

Response Option	Weight	Frequency	Percent	Percent Responses	Means
Strongly Disagree	(1)	0	0.00%		3.94
Disagree	(2)	0	0.00%		
Neutral	(3)	5	20.83%		
Agree	(4)	7	29.17%		
Strongly Agree	(5)	4	16.67%		
Prefer not to Respond	(0)	8	33.33%		
				0 25 50 75 100	Question
Response Rate	Mean	STD			
24/2088 (1.15%)	3.94	0.77			

20 - Using the scale provided, please indicate the degree to which you agree or disagree with the following statements.

a. Consent must be given at each step in a sexual encounter

Response Option	Weight	Frequency	Percent	Percent Responses	Means
Strongly Disagree	(1)	0	0.00%		4.26
Disagree	(2)	0	0.00%		
Neutral	(3)	3	12.00%		
Agree	(4)	11	44.00%		
Strongly Agree	(5)	9	36.00%		
Prefer not to Respond	(0)	2	8.00%		
				0 25 50 75 100	Question
Response Rate	Mean	STD			
25/2088 (1.2%)	4.26	0.69			

Danville Area Community College
ICCB Sexual Misconduct Survey

20 - Using the scale provided, please indicate the degree to which you agree or disagree with the following statements.

b. If a person initiates sex, but during foreplay says they no longer want to, the person has not given consent to continue.

Response Option	Weight	Frequency	Percent	Percent Responses	Means
Strongly Disagree	(1)	0	0.00%		4.42
Disagree	(2)	1	4.00%		
Neutral	(3)	3	12.00%		
Agree	(4)	5	20.00%		
Strongly Agree	(5)	15	60.00%		
Prefer not to Respond	(0)	1	4.00%		
				0 25 50 75 100	Question
Response Rate	Mean	STD			
25/2088 (1.2%)	4.42	0.88			

20 - Using the scale provided, please indicate the degree to which you agree or disagree with the following statements.

c. If a person doesn't physically resist sex, they have given consent

Response Option	Weight	Frequency	Percent	Percent Responses	Means
Strongly Disagree	(1)	12	50.00%		1.78
Disagree	(2)	6	25.00%		
Neutral	(3)	4	16.67%		
Agree	(4)	0	0.00%		
Strongly Agree	(5)	1	4.17%		
Prefer not to Respond	(0)	1	4.17%		
				0 25 50 75 100	Question
Response Rate	Mean	STD			
24/2088 (1.15%)	1.78	1.04			

20 - Using the scale provided, please indicate the degree to which you agree or disagree with the following statements.

d. Consent for sex one time is consent for future sex.

Response Option	Weight	Frequency	Percent	Percent Responses	Means
Strongly Disagree	(1)	14	56.00%		1.50
Disagree	(2)	8	32.00%		
Neutral	(3)	2	8.00%		
Agree	(4)	0	0.00%		
Strongly Agree	(5)	0	0.00%		
Prefer not to Respond	(0)	1	4.00%		
				0 25 50 75 100	Question
Response Rate	Mean	STD			
25/2088 (1.2%)	1.50	0.66			

20 - Using the scale provided, please indicate the degree to which you agree or disagree with the following statements.

e. If you and your sexual partner are both drunk, you don't have to worry about consent.

Response Option	Weight	Frequency	Percent	Percent Responses	Means
Strongly Disagree	(1)	11	44.00%		2.00
Disagree	(2)	8	32.00%		
Neutral	(3)	2	8.00%		
Agree	(4)	0	0.00%		
Strongly Agree	(5)	3	12.00%		
Prefer not to Respond	(0)	1	4.00%		
				0 25 50 75 100	Question
Response Rate	Mean	STD			
25/2088 (1.2%)	2.00	1.32			

Danville Area Community College
ICCB Sexual Misconduct Survey

20 - Using the scale provided, please indicate the degree to which you agree or disagree with the following statements.

f. Mixed signals can sometimes mean consent.

Response Option	Weight	Frequency	Percent	Percent Responses	Means
Strongly Disagree	(1)	12	48.00%		1.75
Disagree	(2)	8	32.00%		
Neutral	(3)	3	12.00%		
Agree	(4)	0	0.00%		
Strongly Agree	(5)	1	4.00%		
Prefer not to Respond	(0)	1	4.00%		
				0 25 50 75 100	Question
Response Rate	Mean	STD			
25/2088 (1.2%)	1.75	0.99			

20 - Using the scale provided, please indicate the degree to which you agree or disagree with the following statements.

g. If someone invites you to their place, they are giving consent for sex.

Response Option	Weight	Frequency	Percent	Percent Responses	Means
Strongly Disagree	(1)	13	52.00%		1.58
Disagree	(2)	8	32.00%		
Neutral	(3)	3	12.00%		
Agree	(4)	0	0.00%		
Strongly Agree	(5)	0	0.00%		
Prefer not to Respond	(0)	1	4.00%		
				0 25 50 75 100	Question
Response Rate	Mean	STD			
25/2088 (1.2%)	1.58	0.72			

21 - While you have been at DACC in the last 12 months, how often have you been in a situation in which someone...?

a. Treated you "differently" because of your gender or sex (ex., mistreated, slighted, or ignored you).

Response Option	Weight	Frequency	Percent	Percent Responses	Means
None	(1)	21	84.00%		1.25
1 Time	(2)	1	4.00%		
2-3 Times	(3)	1	4.00%		
4 or more Times	(4)	1	4.00%		
Prefer not to Respond	(0)	1	4.00%		
				0 25 50 75 100	Question
Response Rate	Mean	STD			
25/2088 (1.2%)	1.25	0.74			

21 - While you have been at DACC in the last 12 months, how often have you been in a situation in which someone...?

b. Displayed, used, or distributed sexist or suggestive materials (ex. pictures, stories, or pornography which you found offensive).

Response Option	Weight	Frequency	Percent	Percent Responses	Means
None	(1)	22	88.00%		1.13
1 Time	(2)	1	4.00%		
2-3 Times	(3)	1	4.00%		
4 or more Times	(4)	0	0.00%		
Prefer not to Respond	(0)	1	4.00%		
				0 25 50 75 100	Question
Response Rate	Mean	STD			
25/2088 (1.2%)	1.13	0.45			

Danville Area Community College
ICCB Sexual Misconduct Survey

21 - While you have been at DACC in the last 12 months, how often have you been in a situation in which someone...?

c. Made offensive sexist remarks.

Response Option	Weight	Frequency	Percent	Percent Responses	Means
None	(1)	19	76.00%		1.38
1 Time	(2)	2	8.00%		
2-3 Times	(3)	2	8.00%		
4 or more Times	(4)	1	4.00%		
Prefer not to Respond	(0)	1	4.00%		
				0 25 50 75 100	Question
Response Rate	Mean	STD			
25/2088 (1.2%)	1.38	0.82			

21 - While you have been at DACC in the last 12 months, how often have you been in a situation in which someone...?

d. Put you down or was condescending to you because of your gender or sex.

Response Option	Weight	Frequency	Percent	Percent Responses	Means
None	(1)	22	88.00%		1.21
1 Time	(2)	0	0.00%		
2-3 Times	(3)	1	4.00%		
4 or more Times	(4)	1	4.00%		
Prefer not to Respond	(0)	1	4.00%		
				0 25 50 75 100	Question
Response Rate	Mean	STD			
25/2088 (1.2%)	1.21	0.72			

21 - While you have been at DACC in the last 12 months, how often have you been in a situation in which someone...?

e. Repeatedly told sexual stories or jokes that were offensive to you.

Response Option	Weight	Frequency	Percent	Percent Responses	Means
None	(1)	22	88.00%		1.17
1 Time	(2)	1	4.00%		
2-3 Times	(3)	0	0.00%		
4 or more Times	(4)	1	4.00%		
Prefer not to Respond	(0)	1	4.00%		
				0 25 50 75 100	Question
Response Rate	Mean	STD			
25/2088 (1.2%)	1.17	0.64			

21 - While you have been at DACC in the last 12 months, how often have you been in a situation in which someone...?

f. Made unwelcome attempts to draw you into a discussion of sexual matters (ex. attempted to discuss or comment on your sex life).

Response Option	Weight	Frequency	Percent	Percent Responses	Means
None	(1)	21	84.00%		1.17
1 Time	(2)	2	8.00%		
2-3 Times	(3)	1	4.00%		
4 or more Times	(4)	0	0.00%		
Prefer not to Respond	(0)	1	4.00%		
				0 25 50 75 100	Question
Response Rate	Mean	STD			
25/2088 (1.2%)	1.17	0.48			

Danville Area Community College
ICCB Sexual Misconduct Survey

21 - While you have been at DACC in the last 12 months, how often have you been in a situation in which someone...?

g. Made offensive remarks about your appearance, body, or sexual activities.

Response Option	Weight	Frequency	Percent	Percent Responses	Means
None	(1)	20	80.00%		1.21
1 Time	(2)	3	12.00%		
2-3 Times	(3)	1	4.00%		
4 or more Times	(4)	0	0.00%		
Prefer not to Respond	(0)	1	4.00%		
				0 25 50 75 100	Question
Response Rate	Mean	STD			
25/2088 (1.2%)	1.21	0.51			

21 - While you have been at DACC in the last 12 months, how often have you been in a situation in which someone...?

h. Made gestures or used body language of a sexual nature which embarrassed or offended you.

Response Option	Weight	Frequency	Percent	Percent Responses	Means
None	(1)	22	88.00%		1.13
1 Time	(2)	1	4.00%		
2-3 Times	(3)	1	4.00%		
4 or more Times	(4)	0	0.00%		
Prefer not to Respond	(0)	1	4.00%		
				0 25 50 75 100	Question
Response Rate	Mean	STD			
25/2088 (1.2%)	1.13	0.45			

21 - While you have been at DACC in the last 12 months, how often have you been in a situation in which someone...?

i. Made unwanted attempts to establish a romantic sexual relationship with you despite your efforts to discourage it.

Response Option	Weight	Frequency	Percent	Percent Responses	Means
None	(1)	22	88.00%		1.17
1 Time	(2)	0	0.00%		
2-3 Times	(3)	2	8.00%		
4 or more Times	(4)	0	0.00%		
Prefer not to Respond	(0)	1	4.00%		
				0 25 50 75 100	Question
Response Rate	Mean	STD			
25/2088 (1.2%)	1.17	0.56			

21 - While you have been at DACC in the last 12 months, how often have you been in a situation in which someone...?

j. Continued to ask you for dates, drinks, dinner, etc., even though you said "No."

Response Option	Weight	Frequency	Percent	Percent Responses	Means
None	(1)	23	92.00%		1.08
1 Time	(2)	0	0.00%		
2-3 Times	(3)	1	4.00%		
4 or more Times	(4)	0	0.00%		
Prefer not to Respond	(0)	1	4.00%		
				0 25 50 75 100	Question
Response Rate	Mean	STD			
25/2088 (1.2%)	1.08	0.41			

Danville Area Community College
ICCB Sexual Misconduct Survey

21 - While you have been at DACC in the last 12 months, how often have you been in a situation in which someone...?

k. Touched you in a way that made you feel uncomfortable.

Response Option	Weight	Frequency	Percent	Percent Responses	Means
None	(1)	24	96.00%		1.00
1 Time	(2)	0	0.00%		
2-3 Times	(3)	0	0.00%		
4 or more Times	(4)	0	0.00%		
Prefer not to Respond	(0)	1	4.00%		
				0 25 50 75 100	Question
Response Rate	Mean	STD			
25/2088 (1.2%)	1.00	0.00			

21 - While you have been at DACC in the last 12 months, how often have you been in a situation in which someone...?

l. Made unwanted attempts to stroke, fondle, or kiss you.

Response Option	Weight	Frequency	Percent	Percent Responses	Means
None	(1)	24	96.00%		1.00
1 Time	(2)	0	0.00%		
2-3 Times	(3)	0	0.00%		
4 or more Times	(4)	0	0.00%		
Prefer not to Respond	(0)	1	4.00%		
				0 25 50 75 100	Question
Response Rate	Mean	STD			
25/2088 (1.2%)	1.00	0.00			

21 - While you have been at DACC in the last 12 months, how often have you been in a situation in which someone...?

m. Made you feel like you were being bribed with a reward to engage in sexual behavior.

Response Option	Weight	Frequency	Percent	Percent Responses	Means
None	(1)	23	92.00%		1.04
1 Time	(2)	1	4.00%		
2-3 Times	(3)	0	0.00%		
4 or more Times	(4)	0	0.00%		
Prefer not to Respond	(0)	1	4.00%		
				0 25 50 75 100	Question
Response Rate	Mean	STD			
25/2088 (1.2%)	1.04	0.20			

21 - While you have been at DACC in the last 12 months, how often have you been in a situation in which someone...?

n. Made you feel threatened with some sort of retaliation for not submitting to sexual advances.

Response Option	Weight	Frequency	Percent	Percent Responses	Means
None	(1)	23	92.00%		1.08
1 Time	(2)	0	0.00%		
2-3 Times	(3)	1	4.00%		
4 or more Times	(4)	0	0.00%		
Prefer not to Respond	(0)	1	4.00%		
				0 25 50 75 100	Question
Response Rate	Mean	STD			
25/2088 (1.2%)	1.08	0.41			

Danville Area Community College
ICCB Sexual Misconduct Survey

21 - While you have been at DACC in the last 12 months, how often have you been in a situation in which someone...?

o. Treated you badly for refusing to have sex.

Response Option	Weight	Frequency	Percent	Percent Responses	Means
None	(1)	23	92.00%		1.00
1 Time	(2)	0	0.00%		
2-3 Times	(3)	0	0.00%		
4 or more Times	(4)	0	0.00%		
Prefer not to Respond	(0)	2	8.00%		
				0 25 50 75 100	Question
Response Rate	Mean	STD			
25/2088 (1.2%)	1.00	0.00			

21 - While you have been at DACC in the last 12 months, how often have you been in a situation in which someone...?

p. Implied better treatment if you submitted to sexual advances.

Response Option	Weight	Frequency	Percent	Percent Responses	Means
None	(1)	23	92.00%		1.08
1 Time	(2)	0	0.00%		
2-3 Times	(3)	1	4.00%		
4 or more Times	(4)	0	0.00%		
Prefer not to Respond	(0)	1	4.00%		
				0 25 50 75 100	Question
Response Rate	Mean	STD			
25/2088 (1.2%)	1.08	0.41			

21 - While you have been at DACC in the last 12 months, how often have you been in a situation in which someone...?

q. Sent or posted unwelcome sexual comments, jokes or pictures to you or about you by text, email, social media or other electronic means.

Response Option	Weight	Frequency	Percent	Percent Responses	Means
None	(1)	23	92.00%		1.08
1 Time	(2)	0	0.00%		
2-3 Times	(3)	1	4.00%		
4 or more Times	(4)	0	0.00%		
Prefer not to Respond	(0)	1	4.00%		
				0 25 50 75 100	Question
Response Rate	Mean	STD			
25/2088 (1.2%)	1.08	0.41			

21 - While you have been at DACC in the last 12 months, how often have you been in a situation in which someone...?

r. Spread unwelcome sexual rumors about you to others by text, email, social media, or other electronic means.

Response Option	Weight	Frequency	Percent	Percent Responses	Means
None	(1)	23	92.00%		1.13
1 Time	(2)	0	0.00%		
2-3 Times	(3)	0	0.00%		
4 or more Times	(4)	1	4.00%		
Prefer not to Respond	(0)	1	4.00%		
				0 25 50 75 100	Question
Response Rate	Mean	STD			
25/2088 (1.2%)	1.13	0.61			

Danville Area Community College
ICCB Sexual Misconduct Survey

21 - While you have been at DACC in the last 12 months, how often have you been in a situation in which someone...?

s. Called you gay or lesbian or other terms related to gender identity in a negative way to others verbally or by text, email, social media, or other electronic means.

Response Option	Weight	Frequency	Percent	Percent Responses	Means
None	(1)	24	96.00%		1.00
1 Time	(2)	0	0.00%		
2-3 Times	(3)	0	0.00%		
4 or more Times	(4)	0	0.00%		
Prefer not to Respond	(0)	1	4.00%		
				0 25 50 75 100	Question
Response Rate	Mean	STD			
25/2088 (1.2%)	1.00	0.00			

22 - Did you answer "1 Time", "2-3 Times", or "4 or More Times" to the prior question?

Response Option	Weight	Frequency	Percent	Percent Responses	Means
Yes	(1)	7	28.00%		1.72
No	(2)	18	72.00%		
				0 25 50 75 100	Question
Response Rate	Mean	STD			
25/2088 (1.2%)	1.72	0.46			

23 - Where did this happen?

Response Option	Weight	Frequency	Percent	Percent Responses	Means
On campus, in an academic building (classroom, library, etc.)	(1)	1	16.67%		5.00
On campus, in a nonacademic, nonresidential building or some other location (examples include athletic arenas, theatre and arts centers)	(2)	2	33.33%		
On campus, in a dormitory or other campus housing (not a fraternity or sorority house)	(3)	0	0.00%		
In a fraternity or sorority house	(4)	0	0.00%		
Study abroad, study away, or other off-campus study program	(5)	0	0.00%		
Off-campus internship	(6)	0	0.00%		
Off campus, at an apartment, restaurant, bar, or another location	(7)	0	0.00%		
Electronically	(8)	2	33.33%		
Other	(9)	1	16.67%		
Prefer not to Respond	(0)	0	0.00%		
				0 25 50 75 100	Question
Response Rate	Mean	STD			
6/2088 (0.29%)	5.00	3.69			

24 - You indicated that you experienced at least one situation in which someone caused you harm. Now think about which ONE SITUATION had the greatest effect on you. Are you willing to answer some additional questions about this situation, or would you like to skip to the next section of the survey? If you did not respond to the prior question please choose "I did not respond to the prior question"

Response Option	Weight	Frequency	Percent	Percent Responses	Means
Yes, I am willing to answer additional questions about this situation.	(1)	3	42.86%		1.71
No, I am NOT willing to answer additional questions about this situation.	(2)	3	42.86%		
I did not respond to the prior question	(3)	1	14.29%		
				0 25 50 75 100	Question
Response Rate	Mean	STD			
7/2088 (0.34%)	1.71	0.76			

Danville Area Community College ICCB Sexual Misconduct Survey

25 - The situation involved: (Select all that apply)					
Response Option	Weight	Frequency	Percent	Percent Responses	Means
Sexist or sexually offensive language, gestures or pictures	(1)	2	66.67%		
Unwanted sexual attention	(2)	2	66.67%		
Unwanted touching	(3)	0	0.00%		
Subtle or explicit bribes or threats	(4)	1	33.33%		
Prefer not to respond	(5)	0	0.00%		
Other	(6)	1	33.33%		
				0 25 50 75 100	
Response Rate	3/2088 (0.14%)				

26 - How was the individual(s) who did the unwanted behavior associated with DACC? (Select all that apply)					
Response Option	Weight	Frequency	Percent	Percent Responses	Means
Student	(1)	1	33.33%		
Student teaching assistant	(2)	0	0.00%		
Faculty or instructor	(3)	1	33.33%		
Research staff	(4)	0	0.00%		
Other staff or administrator	(5)	3	100.00%		
Coach or trainer	(6)	0	0.00%		
Alumni	(7)	0	0.00%		
Other person associated with DACC (e.g., internship, study abroad)	(8)	0	0.00%		
The person was not associated with DACC	(9)	0	0.00%		
Unsure about association with DACC	(10)	1	33.33%		
				0 25 50 75 100	
Response Rate	3/2088 (0.14%)				

27 - Please describe the gender(s) of the individual(s) who committed the unwanted behavior. (Select all that apply)					
Response Option	Weight	Frequency	Percent	Percent Responses	Means
Woman	(1)	1	33.33%		
Genderqueer/gender non-conforming/non-binary	(2)	0	0.00%		
Man	(3)	2	66.67%		
Prefer not to respond	(4)	0	0.00%		
Unknown	(5)	0	0.00%		
Prefer to self-describe	(6)	0	0.00%		
				0 25 50 75 100	
Response Rate	3/2088 (0.14%)				

28 - Had the other person been consuming alcohol or drugs just prior to the incident?					
Response Option	Weight	Frequency	Percent	Percent Responses	Means
They had been consuming alcohol	(1)	0	0.00%		4.67
They had been consuming drugs	(2)	0	0.00%		
They had been consuming both alcohol and drugs	(3)	0	0.00%		
They had not been consuming either alcohol or drugs	(4)	1	33.33%		
I don't know	(5)	2	66.67%		
Prefer not to Respond	(0)	0	0.00%		
				0 25 50 75 100	Question
Response Rate	Mean	STD			
3/2088 (0.14%)	4.67	0.58			

Danville Area Community College ICCB Sexual Misconduct Survey

29 - Keep in mind that your consumption of alcohol or drugs in no way excuses a person who acted against your will; had you been consuming alcohol or drugs just prior to the incident? (Select all that apply)

Response Option	Weight	Frequency	Percent	Percent Responses	Means
I had been consuming alcohol	(1)	0	0.00%		
I had been consuming drugs	(2)	0	0.00%		
I am certain I was given drugs or alcohol without my knowledge or consent	(3)	0	0.00%		
I believe I was given drugs or alcohol without my knowledge or consent, but I am not certain	(4)	0	0.00%		
I had not been consuming alcohol or drugs	(5)	3	100.00%		
Prefer not to respond	(6)	0	0.00%		
				0 25 50 75 100	
Response Rate	3/2088 (0.14%)				

30 - Did you tell anyone about the incident(s) before this questionnaire?

Response Option	Weight	Frequency	Percent	Percent Responses	Means
Yes	(1)	2	66.67%		1.33
No	(2)	1	33.33%		
Prefer not to Respond	(0)	0	0.00%		
				0 25 50 75 100	Question
Response Rate	Mean	STD			
3/2088 (0.14%)	1.33	0.58			

31 - Which of the following persons (if any) did you tell? (Select all that apply)

Response Option	Weight	Frequency	Percent	Percent Responses	Means
School Personnel (Administration, Resident Assistants, etc.)	(1)	1	50.00%		
School Faculty (Professors, Coaches, etc.)	(2)	1	50.00%		
Friends, family (Trusted Social Circle)	(3)	0	0.00%		
Community Based Organizations	(4)	0	0.00%		
Health & Wellness Providers (Physician, Counselor, Therapist, etc.)	(5)	1	50.00%		
Hotline (Local or National)	(6)	0	0.00%		
Local Law Enforcement (City, County, or State Police)	(7)	0	0.00%		
Campus Security/Safety	(8)	0	0.00%		
Other	(9)	1	50.00%		
Prefer not to respond	(10)	0	0.00%		
				0 25 50 75 100	
Response Rate	2/2088 (0.1%)				

**Danville Area Community College
ICCB Sexual Misconduct Survey**

32 - When you disclosed this experience, did you receive information on or were you referred to any of the following resources/support services? (Select all that apply)

Response Option	Weight	Frequency	Percent	Percent Responses	Means
On-campus counseling	(1)	1	50.00%		
Non-institution counseling support	(2)	0	0.00%		
Local law enforcement (city, county, or state police)	(3)	0	0.00%		
Campus public safety/security	(4)	0	0.00%		
On-campus survivor support services and/or advocacy	(5)	0	0.00%		
Off-campus support and/or advocacy services (e.g., rape crisis center)	(6)	0	0.00%		
Medical care, whether on or off-campus	(7)	0	0.00%		
Campus legal services	(8)	0	0.00%		
Campus Title IX office	(9)	1	50.00%		
Other services	(10)	0	0.00%		
Prefer not to respond	(11)	1	50.00%		
				0 25 50 75 100	
Response Rate	2/2088 (0.1%)				





33 - Following when you disclosed this experience, did you choose to use any of these services? (Select all that apply)

Response Option	Weight	Frequency	Percent	Percent Responses	Means
On-campus counseling	(1)	1	50.00%		
Non-institution counseling support	(2)	0	0.00%		
Local law enforcement (city, county, or state police)	(3)	0	0.00%		
Campus public safety/security	(4)	0	0.00%		
On-campus survivor support services and/or advocacy	(5)	0	0.00%		
Off-campus support and/or advocacy services (e.g., rape crisis center)	(6)	0	0.00%		
Medical care, whether on or off-campus	(7)	0	0.00%		
Campus legal services	(8)	0	0.00%		
Campus Title IX office	(9)	1	50.00%		
Other services	(10)	0	0.00%		
None of the above	(11)	1	50.00%		
Prefer not to respond	(12)	0	0.00%		
				0 25 50 75 100	
Response Rate	2/2088 (0.1%)				

Danville Area Community College




ICCB Sexual Misconduct Survey

34 - Many people choose not to tell anyone about experiences of sexual misconduct. This is a very normal response. What led you to choose not to tell anyone about your experience? (Select all that apply)

Response Option	Weight	Frequency	Percent	Percent Responses	Means
I did not know where to go or who to tell	(1)	0	0.00%		
I felt embarrassed, ashamed or that it would be too emotionally difficult	(2)	0	0.00%		
I did not think anyone would believe me	(3)	0	0.00%		
I did not think it was serious enough to contact any of these programs or resources	(4)	1	100.00%		
I did not want the person to get into trouble	(5)	0	0.00%		
I feared negative academic, social or professional consequences	(6)	1	100.00%		
I feared it would not be kept confidential	(7)	0	0.00%		
I could handle it myself	(8)	1	100.00%		
I feared retaliation	(9)	0	0.00%		
I didn't think these resources would give me the help I needed	(10)	0	0.00%		
Incident occurred while school was not in session	(11)	0	0.00%		
Other	(12)	1	100.00%		
Prefer not to respond	(13)	0	0.00%		
				0 25 50 75 100	
Response Rate	1/2088 (0.05%)				





35 - How many times have one or more people done the following things to you in the last 12 months?

a. Watched or followed you from a distance, or observed you with a listening device, camera, or GPS (global positioning system).

Response Option	Weight	Frequency	Percent	Percent Responses	Means
None	(1)	22	88.00%		
1 Time	(2)	2	8.00%		
2-3 Times	(3)	0	0.00%		
4 or More Times	(4)	0	0.00%		1.08
Prefer not to Respond	(0)	1	4.00%		
				0 25 50 75 100	Question
Response Rate	Mean	STD			
25/2088 (1.2%)	1.08	0.28			

35 - How many times have one or more people done the following things to you in the last 12 months?

b. Approached you or showed up in places, such as your home, workplace, or school when you didn't want them to be there.

Response Option	Weight	Frequency	Percent	Percent Responses	Means
None	(1)	21	84.00%		
1 Time	(2)	2	8.00%		
2-3 Times	(3)	1	4.00%		
4 or More Times	(4)	0	0.00%		1.17
Prefer not to Respond	(0)	1	4.00%		
				0 25 50 75 100	Question
Response Rate	Mean	STD			
25/2088 (1.2%)	1.17	0.48			

Danville Area Community College
ICCB Sexual Misconduct Survey

35 - How many times have one or more people done the following things to you in the last 12 months?

c. Left strange or potentially threatening items for you to find.

Response Option	Weight	Frequency	Percent	Percent Responses	Means
None	(1)	23	92.00%		1.04
1 Time	(2)	1	4.00%		
2-3 Times	(3)	0	0.00%		
4 or More Times	(4)	0	0.00%		
Prefer not to Respond	(0)	1	4.00%		
				0 25 50 75 100	Question
Response Rate	Mean	STD			
25/2088 (1.2%)	1.04	0.20			

35 - How many times have one or more people done the following things to you in the last 12 months?

d. Sneaked into your home or car and did things to scare you by letting you know they had been there.

Response Option	Weight	Frequency	Percent	Percent Responses	Means
None	(1)	24	96.00%		1.00
1 Time	(2)	0	0.00%		
2-3 Times	(3)	0	0.00%		
4 or More Times	(4)	0	0.00%		
Prefer not to Respond	(0)	1	4.00%		
				0 25 50 75 100	Question
Response Rate	Mean	STD			
25/2088 (1.2%)	1.00	0.00			

35 - How many times have one or more people done the following things to you in the last 12 months?

e. Left you unwanted messages (including text, voice mail or social media messages).

Response Option	Weight	Frequency	Percent	Percent Responses	Means
None	(1)	22	88.00%		1.13
1 Time	(2)	1	4.00%		
2-3 Times	(3)	1	4.00%		
4 or More Times	(4)	0	0.00%		
Prefer not to Respond	(0)	1	4.00%		
				0 25 50 75 100	Question
Response Rate	Mean	STD			
25/2088 (1.2%)	1.13	0.45			

35 - How many times have one or more people done the following things to you in the last 12 months?

f. Made unwanted phone calls to you (including hang up calls).

Response Option	Weight	Frequency	Percent	Percent Responses	Means
None	(1)	23	92.00%		1.08
1 Time	(2)	0	0.00%		
2-3 Times	(3)	1	4.00%		
4 or More Times	(4)	0	0.00%		
Prefer not to Respond	(0)	1	4.00%		
				0 25 50 75 100	Question
Response Rate	Mean	STD			
25/2088 (1.2%)	1.08	0.41			

Danville Area Community College
ICCB Sexual Misconduct Survey

35 - How many times have one or more people done the following things to you in the last 12 months?

g. Left you cards, letters, flowers, or presents when they knew you didn't want them to.

Response Option	Weight	Frequency	Percent	Percent Responses	Means
None	(1)	22	88.00%		1.13
1 Time	(2)	1	4.00%		
2-3 Times	(3)	1	4.00%		
4 or More Times	(4)	0	0.00%		
Prefer not to Respond	(0)	1	4.00%		
				0 25 50 75 100	Question
Response Rate	Mean	STD			
25/2088 (1.2%)	1.13	0.45			

35 - How many times have one or more people done the following things to you in the last 12 months?

h. Made rude or mean comments to you online.

Response Option	Weight	Frequency	Percent	Percent Responses	Means
None	(1)	24	96.00%		1.00
1 Time	(2)	0	0.00%		
2-3 Times	(3)	0	0.00%		
4 or More Times	(4)	0	0.00%		
Prefer not to Respond	(0)	1	4.00%		
				0 25 50 75 100	Question
Response Rate	Mean	STD			
25/2088 (1.2%)	1.00	0.00			

35 - How many times have one or more people done the following things to you in the last 12 months?

i. Spread rumors about you online, whether they were based on truth or not.

Response Option	Weight	Frequency	Percent	Percent Responses	Means
None	(1)	24	96.00%		1.00
1 Time	(2)	0	0.00%		
2-3 Times	(3)	0	0.00%		
4 or More Times	(4)	0	0.00%		
Prefer not to Respond	(0)	1	4.00%		
				0 25 50 75 100	Question
Response Rate	Mean	STD			
25/2088 (1.2%)	1.00	0.00			

36 - Did you answer "1 Time", "2-3 Times" or "4 or more times" to any of the items asked in the prior question?

Response Option	Weight	Frequency	Percent	Percent Responses	Means
Yes	(1)	3	12.00%		1.88
No	(2)	22	88.00%		
				0 25 50 75 100	Question
Response Rate	Mean	STD			
25/2088 (1.2%)	1.88	0.33			

Danville Area Community College ICCB Sexual Misconduct Survey

37 - Where did this happen?

Response Option	Weight	Frequency	Percent	Percent Responses	Means
On campus, in an academic building (classroom, library, etc.)	(1)	1	33.33%		
On campus, in a nonacademic, nonresidential building or some other location (examples include athletic arenas, theatre and arts centers)	(2)	0	0.00%		
On campus, in a dormitory or other campus housing (not a fraternity or sorority house)	(3)	0	0.00%		
In a fraternity or sorority house	(4)	0	0.00%		
Study abroad, study away, or other off-campus study program	(5)	0	0.00%		
Off-campus internship	(6)	0	0.00%		
Off campus, at an apartment, restaurant, bar, or another location	(7)	1	33.33%		
Electronically	(8)	0	0.00%		
Prefer not to respond	(9)	0	0.00%		
Other	(10)	1	33.33%		
				0 25 50 75 100	Question
Response Rate	Mean	STD			
3/2088 (0.14%)	6.00	4.58			

38 - You indicated that you experienced at least one situation in which someone caused you harm. Now think about which ONE SITUATION had the greatest effect on you. Are you willing to answer some additional questions about this situation, or would you like to skip to the next section of the survey? If you did not respond to the prior question please choose "I did not respond to the prior question"

Response Option	Weight	Frequency	Percent	Percent Responses	Means
Yes, I am willing to answer additional questions about this situation.	(1)	3	100.00%		
No, I am NOT willing to answer additional questions about this situation.	(2)	0	0.00%		
I did not respond to the prior question	(3)	0	0.00%		
				0 25 50 75 100	Question
Response Rate	Mean	STD			
3/2088 (0.14%)	1.00	0.00			

39 - How was the individual(s) who did the unwanted behavior associated with DACC? (Select all that apply)

Response Option	Weight	Frequency	Percent	Percent Responses	Means
Student	(1)	1	33.33%		
Student teaching assistant	(2)	0	0.00%		
Faculty or instructor	(3)	0	0.00%		
Research staff	(4)	0	0.00%		
Other staff or administrator	(5)	1	33.33%		
Coach or trainer	(6)	0	0.00%		
Alumni	(7)	0	0.00%		
Other person associated with DACC (e.g., internship, study abroad)	(8)	0	0.00%		
The person was not associated with DACC	(9)	0	0.00%		
Unsure about association with DACC	(10)	1	33.33%		
				0 25 50 75 100	
Response Rate	3/2088 (0.14%)				

Danville Area Community College
ICCB Sexual Misconduct Survey





40 - Please describe the gender(s) of the individual(s) who committed the unwanted behavior. (Select all that apply)								
Response Option	Weight	Frequency	Percent	Percent Responses		Means		
Woman	(1)	0	0.00%					
Genderqueer/gender non-conforming/non-binary	(2)	0	0.00%					
Man	(3)	3	100.00%					
Prefer not to respond	(4)	0	0.00%					
Unknown	(5)	0	0.00%					
Prefer to self-describe	(6)	0	0.00%					
				0	25	50	75	100
Response Rate	3/2088 (0.14%)							



41 - Had the other person been consuming alcohol or drugs just prior to the incident?								
Response Option	Weight	Frequency	Percent	Percent Responses		Means		
They had been consuming alcohol	(1)	0	0.00%			5.00		
They had been consuming drugs	(2)	0	0.00%					
They had been consuming both alcohol and drugs	(3)	0	0.00%					
They had not been consuming either alcohol or drugs	(4)	0	0.00%					
I don't know	(5)	3	100.00%					
Prefer not to respond	(6)	0	0.00%					
				0	25	50	75	100
Response Rate	Mean	STD						
3/2088 (0.14%)	5.00	0.00						



42 - Keep in mind that your consumption of alcohol or drugs in no way excuses a person who acted against your will; had you been consuming alcohol or drugs just prior to the incident? (Select all that apply)								
Response Option	Weight	Frequency	Percent	Percent Responses		Means		
I had been consuming alcohol	(1)	0	0.00%					
I had been consuming drugs	(2)	0	0.00%					
I am certain I was given drugs or alcohol without my knowledge or consent	(3)	0	0.00%					
I believe I was given drugs or alcohol without my knowledge or consent, but I am not certain	(4)	0	0.00%					
I had not been consuming alcohol or drugs	(5)	3	100.00%					
Prefer not to respond	(6)	0	0.00%					
				0	25	50	75	100
Response Rate	3/2088 (0.14%)							

43 - Did you tell anyone about the incident(s) before this questionnaire?								
Response Option	Weight	Frequency	Percent	Percent Responses		Means		
Yes	(1)	2	66.67%			1.33		
No	(2)	1	33.33%					
Prefer not to Respond	(3)	0	0.00%					
				0	25	50	75	100
Response Rate	Mean	STD						
3/2088 (0.14%)	1.33	0.58						

Danville Area Community College
ICCB Sexual Misconduct Survey

44 - Which of the following persons (if any) did you tell? (Select all that apply)					
Response Option	Weight	Frequency	Percent	Percent Responses	Means
School Personnel (Administration, Resident Assistants, etc.)	(1)	1	50.00%		
School Faculty (Professors, Coaches, etc.)	(2)	2	100.00%		
Friends, family (Trusted Social Circle)	(3)	1	50.00%		
Community Based Organizations	(4)	0	0.00%		
Health & Wellness Providers (Physician, Counselor, Therapist, etc.)	(5)	1	50.00%		
Hotline (Local or National)	(6)	0	0.00%		
Local Law Enforcement (City, County, or State Police)	(7)	0	0.00%		
Campus Security/Safety	(8)	0	0.00%		
Other	(9)	0	0.00%		
Prefer not to respond	(10)	0	0.00%		
				0 25 50 75 100	
Response Rate	2/2088 (0.1%)				

45 - When you disclosed this experience, did you receive information on or were you referred to any of the following resources/support services (Select all that apply)					
Response Option	Weight	Frequency	Percent	Percent Responses	Means
On-campus counseling	(1)	2	100.00%		
Non-institution counseling support	(2)	0	0.00%		
Local law enforcement (city, county, or state police)	(3)	0	0.00%		
Campus public safety/security	(4)	0	0.00%		
On-campus survivor support services and/or advocacy	(5)	0	0.00%		
Off-campus support and/or advocacy services (e.g., rape crisis center)	(6)	0	0.00%		
Medical care, whether on or off-campus	(7)	0	0.00%		
Campus legal services	(8)	0	0.00%		
Campus Title IX office	(9)	1	50.00%		
Other services	(10)	0	0.00%		
Prefer not to respond	(11)	0	0.00%		
				0 25 50 75 100	
Response Rate	2/2088 (0.1%)				

46 - Following when you disclosed this experience, did you choose to use any of these services? (Select all that apply)					
Response Option	Weight	Frequency	Percent	Percent Responses	Means
On-campus counseling	(1)	2	100.00%		
Non-institution counseling support	(2)	0	0.00%		
Local law enforcement (city, county, or state police)	(3)	0	0.00%		
Campus public safety/security	(4)	0	0.00%		
On-campus survivor support services and/or advocacy	(5)	0	0.00%		
Off-campus support and/or advocacy services (e.g., rape crisis center)	(6)	0	0.00%		
Medical care, whether on or off-campus	(7)	0	0.00%		
Campus legal services	(8)	0	0.00%		
Campus Title IX office	(9)	1	50.00%		
Other services	(10)	0	0.00%		
Prefer not to respond	(11)	0	0.00%		
				0 25 50 75 100	
Response Rate	2/2088 (0.1%)				

Danville Area Community College
ICCB Sexual Misconduct Survey

47 - Many people choose not to tell anyone about experiences of sexual misconduct. This is a very normal response. What led you to choose not to tell anyone about your experience? (Select all that apply)

Response Option	Weight	Frequency	Percent	Percent Responses	Means
I did not know where to go or who to tell	(1)	0	0.00%		
I felt embarrassed, ashamed or that it would be too emotionally difficult	(2)	0	0.00%		
I did not think anyone would believe me	(3)	0	0.00%		
I did not think it was serious enough to contact any of these programs or resources	(4)	0	0.00%		
I did not want the person to get into trouble	(5)	0	0.00%		
I feared negative academic, social, or professional consequences	(6)	0	0.00%		
I feared it would not be kept confidential	(7)	0	0.00%		
I could handle it myself	(8)	0	0.00%		
I feared retaliation	(9)	0	0.00%		
I didn't think these resources would give me the help I needed	(10)	0	0.00%		
Incident occurred while school was not in session	(11)	0	0.00%		
Other	(12)	1	100.00%		
Prefer not to respond	(13)	0	0.00%		
				0 25 50 75 100	
Response Rate	1/2088 (0.05%)				

48 - While you have been at DACC in the last 12 months, has a partner controlled or tried to control you? Examples could be when someone:• kept you from going to classes or pursuing your educational goals;• did not allow you to see or talk with friends or family;• made decisions for you such as, where you go or what you wear or eat; and• threatened to “out” you to others.

Response Option	Weight	Frequency	Percent	Percent Responses	Means
Yes	(1)	0	0.00%		2.00
No	(2)	24	100.00%		
Prefer not to Respond	(3)	0	0.00%		
				0 25 50 75 100	Question
Response Rate	Mean	STD			
24/2088 (1.15%)	2.00	0.00			

49 - How many times have one or more people done the following things to you in the last 12 months?

a. The person threatened to hurt me and I thought I might really get hurt.

Response Option	Weight	Frequency	Percent	Percent Responses	Means
None	(1)	22	88.00%		1.00
1 Time	(2)	0	0.00%		
2-3 Times	(3)	0	0.00%		
4 or More Times	(4)	0	0.00%		
Prefer not to Respond	(0)	3	12.00%		
				0 25 50 75 100	Question
Response Rate	Mean	STD			
25/2088 (1.2%)	1.00	0.00			

Danville Area Community College
ICCB Sexual Misconduct Survey

49 - How many times have one or more people done the following things to you in the last 12 months?

b. The person pushed, grabbed, or shook me.

Response Option	Weight	Frequency	Percent	Percent Responses	Means
None	(1)	22	88.00%		
1 Time	(2)	0	0.00%		
2-3 Times	(3)	0	0.00%		
4 or More Times	(4)	0	0.00%		
Prefer not to Respond	(0)	3	12.00%		
				0 25 50 75 100	Question
Response Rate	Mean	STD			
25/2088 (1.2%)	1.00	0.00			

49 - How many times have one or more people done the following things to you in the last 12 months?

c. The person choked me and/or tried to stop me from breathing.

Response Option	Weight	Frequency	Percent	Percent Responses	Means
None	(1)	22	88.00%		
1 Time	(2)	0	0.00%		
2-3 Times	(3)	0	0.00%		
4 or More Times	(4)	0	0.00%		
Prefer not to Respond	(0)	3	12.00%		
				0 25 50 75 100	Question
Response Rate	Mean	STD			
25/2088 (1.2%)	1.00	0.00			

49 - How many times have one or more people done the following things to you in the last 12 months?

d. The person hit me.

Response Option	Weight	Frequency	Percent	Percent Responses	Means
None	(1)	22	88.00%		
1 Time	(2)	0	0.00%		
2-3 Times	(3)	0	0.00%		
4 or More Times	(4)	0	0.00%		
Prefer not to Respond	(0)	3	12.00%		
				0 25 50 75 100	Question
Response Rate	Mean	STD			
25/2088 (1.2%)	1.00	0.00			

49 - How many times have one or more people done the following things to you in the last 12 months?

e. The person beat me up.

Response Option	Weight	Frequency	Percent	Percent Responses	Means
None	(1)	22	88.00%		
1 Time	(2)	0	0.00%		
2-3 Times	(3)	0	0.00%		
4 or More Times	(4)	0	0.00%		
Prefer not to Respond	(0)	3	12.00%		
				0 25 50 75 100	Question
Response Rate	Mean	STD			
25/2088 (1.2%)	1.00	0.00			

Danville Area Community College
ICCB Sexual Misconduct Survey

49 - How many times have one or more people done the following things to you in the last 12 months?

f. The person stole or destroyed my property.

Response Option	Weight	Frequency	Percent	Percent Responses	Means
None	(1)	22	88.00%		
1 Time	(2)	0	0.00%		
2-3 Times	(3)	0	0.00%		
4 or More Times	(4)	0	0.00%		
Prefer not to Respond	(0)	3	12.00%		
				0 25 50 75 100	Question
Response Rate	Mean	STD			
25/2088 (1.2%)	1.00	0.00			

49 - How many times have one or more people done the following things to you in the last 12 months?

g. The person scared me without laying a hand on me.

Response Option	Weight	Frequency	Percent	Percent Responses	Means
None	(1)	22	88.00%		
1 Time	(2)	0	0.00%		
2-3 Times	(3)	0	0.00%		
4 or More Times	(4)	0	0.00%		
Prefer not to Respond	(0)	3	12.00%		
				0 25 50 75 100	Question
Response Rate	Mean	STD			
25/2088 (1.2%)	1.00	0.00			

49 - How many times have one or more people done the following things to you in the last 12 months?

h. The person controlled my finances.

Response Option	Weight	Frequency	Percent	Percent Responses	Means
None	(1)	22	88.00%		
1 Time	(2)	0	0.00%		
2-3 Times	(3)	0	0.00%		
4 or More Times	(4)	0	0.00%		
Prefer not to Respond	(0)	3	12.00%		
				0 25 50 75 100	Question
Response Rate	Mean	STD			
25/2088 (1.2%)	1.00	0.00			

49 - How many times have one or more people done the following things to you in the last 12 months?

i. The person blocked my exit or physically restrained me

Response Option	Weight	Frequency	Percent	Percent Responses	Means
None	(1)	22	88.00%		
1 Time	(2)	0	0.00%		
2-3 Times	(3)	0	0.00%		
4 or More Times	(4)	0	0.00%		
Prefer not to Respond	(0)	3	12.00%		
				0 25 50 75 100	Question
Response Rate	Mean	STD			
25/2088 (1.2%)	1.00	0.00			

Danville Area Community College
ICCB Sexual Misconduct Survey

50 - Did you answer "1 Time", "2-3 Times", or "4 or More Times" to the prior question or did you answer "Yes" to the question your partner has controlled you?									
Response Option	Weight	Frequency	Percent	Percent Responses		Means			
Yes	(1)	0	0.00%			2.00			
No	(2)	24	100.00%						
				0	25	50	75	100	Question
Response Rate	Mean	STD							
24/2088 (1.15%)	2.00	0.00							

51 - Where did this happen?								
Response Option	Weight	Frequency	Percent	Percent Responses		Means		
On campus, in an academic building (classroom, library, etc.)	(1)	0	0.00%					
On campus, in a nonacademic, nonresidential building or some other location (examples include athletic arenas, theatre and arts centers)	(2)	0	0.00%					
On campus, in a dormitory or other campus housing (not a fraternity or sorority house)	(3)	0	0.00%					
In a fraternity or sorority house	(4)	0	0.00%					
Study abroad, study away, or other off-campus study program	(5)	0	0.00%					
Off-campus internship	(6)	0	0.00%					
Off campus, at an apartment, restaurant, bar, or another location	(7)	0	0.00%					
Electronically	(8)	0	0.00%					
Prefer not to respond	(9)	0	0.00%					
Other	(10)	0	0.00%					
				0	25	50	75	100
Response Rate	Mean	STD						
0/2088 (0%)	0.00	0.00						

52 - You indicated that you experienced at least one situation in which someone caused you harm. Now think about which ONE SITUATION had the greatest effect on you and answer the following questions. Are you willing to answer some additional questions about this situation, or would you like to skip to the next section of the survey? If you did not respond to the prior question choose "I did not respond"								
Response Option	Weight	Frequency	Percent	Percent Responses		Means		
Yes, I am willing to answer additional questions about this situation.	(1)	0	0.00%					
No, I am NOT willing to answer additional questions about this situation.	(2)	0	0.00%					
I did not respond	(3)	0	0.00%					
				0	25	50	75	100
Response Rate	Mean	STD						
0/2088 (0%)	0.00	0.00						

Danville Area Community College
ICCB Sexual Misconduct Survey

53 - How was the individual(s) who did the unwanted behavior associated with DACC? (Select all that apply)						
Response Option	Weight	Frequency	Percent	Percent Responses		Means
Student	(1)	0	0.00%	0	25	50
Student teaching assistant	(2)	0	0.00%			
Faculty or instructor	(3)	0	0.00%			
Research staff	(4)	0	0.00%			
Other staff or administrator	(5)	0	0.00%			
Coach or trainer	(6)	0	0.00%			
Alumni	(7)	0	0.00%			
Other person associated with DACC (e.g., internship, study abroad)	(8)	0	0.00%			
The person was not associated with DACC	(9)	0	0.00%			
Unsure about association with DACC	(10)	0	0.00%			
				0	25	50
Response Rate	Mean	STD				
0/2088 (0%)	0.00	0.00				

54 - Please describe the gender(s) of the individual(s) who committed the unwanted behavior. (Select all that apply)						
Response Option	Weight	Frequency	Percent	Percent Responses		Means
Woman	(1)	0	0.00%	0	25	50
Genderqueer/gender non-conforming/non-binary	(2)	0	0.00%			
Man	(3)	0	0.00%			
Prefer not to respond	(4)	0	0.00%			
Unknown	(5)	0	0.00%			
Prefer to self-describe	(6)	0	0.00%			
				0	25	50
Response Rate	0/2088 (0%)					

55 - Had the other person been consuming alcohol or drugs just prior to the incident?						
Response Option	Weight	Frequency	Percent	Percent Responses		Means
They had been consuming alcohol	(1)	0	0.00%	0	25	50
They had been consuming drugs	(2)	0	0.00%			
They had been consuming both alcohol and drugs	(3)	0	0.00%			
They had not been consuming either alcohol or drugs	(4)	0	0.00%			
I don't know	(5)	0	0.00%			
Prefer not to respond	(6)	0	0.00%			
				0	25	50
Response Rate	Mean	STD				
0/2088 (0%)	0.00	0.00				

Danville Area Community College
ICCB Sexual Misconduct Survey

56 - Keep in mind that your consumption of alcohol or drugs in no way excuses a person who acted against your will; had you been alcohol or drugs just prior to the incident? (Select all that apply)

Response Option	Weight	Frequency	Percent	Percent Responses	Means
I had been consuming alcohol	(1)	0	0.00%		
I had been consuming drugs	(2)	0	0.00%		
I am certain I was given drugs or alcohol without my knowledge or consent	(3)	0	0.00%		
I believe I was given drugs or alcohol without my knowledge or consent, but I am not certain	(4)	0	0.00%		
I had not been consuming alcohol or drugs	(5)	0	0.00%		
Prefer not to respond	(6)	0	0.00%		
				0 25 50 75 100	
Response Rate	0/2088 (0%)				

57 - Did you tell anyone about the incident(s) before this questionnaire?

Response Option	Weight	Frequency	Percent	Percent Responses	Means
Yes	(1)	0	0.00%		
No	(2)	0	0.00%		
Prefer not to respond	(3)	0	0.00%		
				0 25 50 75 100	
Response Rate	Mean	STD			
0/2088 (0%)	0.00	0.00			

58 - Which of the following persons (if any) did you tell? (Select all that apply)

Response Option	Weight	Frequency	Percent	Percent Responses	Means
School Personnel (Administration, Resident Assistants, etc.)	(1)	0	0.00%		
School Faculty (Professors, Coaches, etc.)	(2)	0	0.00%		
Friends, family (Trusted Social Circle)	(3)	0	0.00%		
Community Based Organizations	(4)	0	0.00%		
Health & Wellness Providers (Physician, Counselor, Therapist, etc.)	(5)	0	0.00%		
Hotline (Local or National)	(6)	0	0.00%		
Local Law Enforcement (City, County, or State Police)	(7)	0	0.00%		
Campus Security/Safety	(8)	0	0.00%		
Other	(9)	0	0.00%		
Prefer not to respond	(10)	0	0.00%		
				0 25 50 75 100	
Response Rate	0/2088 (0%)				

**Danville Area Community College
ICCB Sexual Misconduct Survey**

59 - When you disclosed this experience, did you receive information on or were you referred to any of the following resources/support services? (Select all that apply)

Response Option	Weight	Frequency	Percent	Percent Responses	Means
On-campus counseling	(1)	0	0.00%	0 25 50 75 100	
Non-institution counseling support	(2)	0	0.00%		
Local law enforcement (city, county, or state police)	(3)	0	0.00%		
Campus public safety/security	(4)	0	0.00%		
On-campus survivor support services and/or advocacy	(5)	0	0.00%		
Off-campus support and/or advocacy services (e.g., rape crisis center)	(6)	0	0.00%		
Medical care, whether on or off-campus	(7)	0	0.00%		
Campus legal services	(8)	0	0.00%		
Campus Title IX office	(9)	0	0.00%		
Other services	(10)	0	0.00%		
Prefer not to respond	(11)	0	0.00%		
Response Rate	0/2088 (0%)				

60 - Following when you disclosed this experience, did you choose to use any of these services? (Select all that apply)

Response Option	Weight	Frequency	Percent	Percent Responses	Means
On-campus counseling	(1)	0	0.00%	0 25 50 75 100	
Non-institution counseling support	(2)	0	0.00%		
Local law enforcement (city, county, or state police)	(3)	0	0.00%		
Campus public safety/security	(4)	0	0.00%		
On-campus survivor support services and/or advocacy	(5)	0	0.00%		
Off-campus support and/or advocacy services (e.g., rape crisis center)	(6)	0	0.00%		
Medical care, whether on or off-campus	(7)	0	0.00%		
Campus legal services	(8)	0	0.00%		
Campus Title IX office	(9)	0	0.00%		
Other services	(10)	0	0.00%		
Prefer not to respond	(11)	0	0.00%		
Response Rate	0/2088 (0%)				

Danville Area Community College
ICCB Sexual Misconduct Survey

61 - Many people choose not to tell anyone about experiences of sexual misconduct. This is a very normal response. What led you to choose not to tell anyone about your experience? (Select all that apply)

Response Option	Weight	Frequency	Percent	Percent Responses	Means
I did not know where to go or who to tell	(1)	0	0.00%		
I felt embarrassed, ashamed or that it would be too emotionally difficult	(2)	0	0.00%		
I did not think anyone would believe me	(3)	0	0.00%		
I did not think it was serious enough to contact any of these programs or resources	(4)	0	0.00%		
I did not want the person to get into trouble	(5)	0	0.00%		
I feared negative academic, social or professional consequences	(6)	0	0.00%		
I feared it would not be kept confidential	(7)	0	0.00%		
I could handle it myself	(8)	0	0.00%		
I feared retaliation	(9)	0	0.00%		
I didn't think these resources would give me the help I needed	(10)	0	0.00%		
Incident occurred while school was not in session	(11)	0	0.00%		
Other	(12)	0	0.00%		
Prefer not to respond	(13)	0	0.00%		
				0 25 50 75 100	
Response Rate	0/2088 (0%)				

62 - How many times have one or more people done the following things to you in the last 12 months?

a. Someone fondled, kissed, or rubbed up against the private areas of my body without my consent.

Response Option	Weight	Frequency	Percent	Percent Responses	Means
None	(1)	21	84.00%		1.13
1 Time	(2)	1	4.00%		
2-3 Times	(3)	1	4.00%		
4 or More Times	(4)	0	0.00%		
Prefer not to Respond	(0)	2	8.00%		
				0 25 50 75 100	Question
Response Rate	Mean	STD			
25/2088 (1.2%)	1.13	0.46			

62 - How many times have one or more people done the following things to you in the last 12 months?

b. Someone removed some of my clothes without my consent (but did not attempt sexual penetration).

Response Option	Weight	Frequency	Percent	Percent Responses	Means
None	(1)	23	92.00%		1.00
1 Time	(2)	0	0.00%		
2-3 Times	(3)	0	0.00%		
4 or More Times	(4)	0	0.00%		
Prefer not to Respond	(0)	2	8.00%		
				0 25 50 75 100	Question
Response Rate	Mean	STD			
25/2088 (1.2%)	1.00	0.00			

Danville Area Community College
ICCB Sexual Misconduct Survey

62 - How many times have one or more people done the following things to you in the last 12 months?

c. Someone orally or anally penetrated me or made me orally or anally penetrate them without my consent.

Response Option	Weight	Frequency	Percent	Percent Responses	Means
None	(1)	22	88.00%		1.04
1 Time	(2)	1	4.00%		
2-3 Times	(3)	0	0.00%		
4 or More Times	(4)	0	0.00%		
Prefer not to Respond	(0)	2	8.00%		
				0 25 50 75 100	Question
Response Rate	Mean	STD			
25/2088 (1.2%)	1.04	0.21			

62 - How many times have one or more people done the following things to you in the last 12 months?

d. Someone put their penis, fingers, or other objects into my vagina and/or butt without my consent.

Response Option	Weight	Frequency	Percent	Percent Responses	Means
None	(1)	22	88.00%		1.04
1 Time	(2)	1	4.00%		
2-3 Times	(3)	0	0.00%		
4 or More Times	(4)	0	0.00%		
Prefer not to Respond	(0)	2	8.00%		
				0 25 50 75 100	Question
Response Rate	Mean	STD			
25/2088 (1.2%)	1.04	0.21			

62 - How many times have one or more people done the following things to you in the last 12 months?

e. Someone forced me to put my penis, fingers, or other objects into their vagina and/or butt without my consent.

Response Option	Weight	Frequency	Percent	Percent Responses	Means
None	(1)	23	92.00%		1.00
1 Time	(2)	0	0.00%		
2-3 Times	(3)	0	0.00%		
4 or More Times	(4)	0	0.00%		
Prefer not to Respond	(0)	2	8.00%		
				0 25 50 75 100	Question
Response Rate	Mean	STD			
25/2088 (1.2%)	1.00	0.00			

62 - How many times have one or more people done the following things to you in the last 12 months?

f. Someone attempted to engage in nonconsensual sexual contact with me (including oral, anal, or vaginal penetration) even though they were not successful.

Response Option	Weight	Frequency	Percent	Percent Responses	Means
None	(1)	22	88.00%		1.04
1 Time	(2)	1	4.00%		
2-3 Times	(3)	0	0.00%		
4 or More Times	(4)	0	0.00%		
Prefer not to Respond	(0)	2	8.00%		
				0 25 50 75 100	Question
Response Rate	Mean	STD			
25/2088 (1.2%)	1.04	0.21			

Danville Area Community College
ICCB Sexual Misconduct Survey

63 - Did you answer "1 Time", "2-3 Times", or "4 or more times" to the prior question?						
Response Option	Weight	Frequency	Percent	Percent Responses	Means	
Yes	(1)	1	4.17%		1.96	
No	(2)	23	95.83%			
				0 25 50 75 100	Question	
Response Rate	Mean	STD				
24/2088 (1.15%)	1.96	0.20				

64 - Where did this happen?						
Response Option	Weight	Frequency	Percent	Percent Responses	Means	
On campus, in an academic building (classroom, library, etc.)	(1)	0	0.00%		7.00	
On campus, in a nonacademic, nonresidential building or some other location (examples include athletic arenas, theatre and arts centers)	(2)	0	0.00%			
On campus, in a dormitory or other campus housing (not a fraternity or sorority house)	(3)	0	0.00%			
In a fraternity or sorority house	(4)	0	0.00%			
Study abroad, study away, or other off-campus study program	(5)	0	0.00%			
Off-campus internship	(6)	0	0.00%			
Off campus, at an apartment, restaurant, bar, or another location	(7)	1	100.00%			
Electronically	(8)	0	0.00%			
Prefer not to respond	(9)	0	0.00%			
Other	(10)	0	0.00%			
				0 25 50 75 100	Question	
Response Rate	Mean	STD				
1/2088 (0.05%)	7.00	0.00				

65 - Are you willing to answer some additional questions about this situation, or would you like to skip to the next section of the survey?						
Response Option	Weight	Frequency	Percent	Percent Responses	Means	
Yes, I am willing to answer additional questions about this situation.	(1)	1	100.00%		1.00	
No, I am NOT willing to answer additional questions about this situation.	(2)	0	0.00%			
				0 25 50 75 100	Question	
Response Rate	Mean	STD				
1/2088 (0.05%)	1.00	0.00				

66 - Were the following tactics used by the other person(s) during the events you reported on the prior screen?						
a. The other person told lies, threatened to end the relationship or friendship, threatened to spread rumors about me, made promises I knew were untrue, or continually verbally pressured me after I said I didn't want to.						
Response Option	Weight	Frequency	Percent	Percent Responses	Means	
Yes	(1)	1	100.00%		1.00	
No	(2)	0	0.00%			
Prefer not to Respond	(0)	0	0.00%			
				0 25 50 75 100	Question	
Response Rate	Mean	STD				
1/2088 (0.05%)	1.00	0.00				

Danville Area Community College
ICCB Sexual Misconduct Survey

66 - Were the following tactics used by the other person(s) during the events you reported on the prior screen?						
b. The other person showed displeasure, criticized my sexuality or attractiveness, got angry but did not use physical force, after I said I didn't want to.						
Response Option	Weight	Frequency	Percent	Percent Responses	Means	
Yes	(1)	0	0.00%		2.00	
No	(2)	1	100.00%			
Prefer not to Respond	(0)	0	0.00%			
				0 25 50 75 100	Question	
Response Rate	Mean	STD				
1/2088 (0.05%)	2.00	0.00				

66 - Were the following tactics used by the other person(s) during the events you reported on the prior screen?						
c. The other person took advantage of me when I was unable to give consent.						
Response Option	Weight	Frequency	Percent	Percent Responses	Means	
Yes	(1)	1	100.00%		1.00	
No	(2)	0	0.00%			
Prefer not to Respond	(0)	0	0.00%			
				0 25 50 75 100	Question	
Response Rate	Mean	STD				
1/2088 (0.05%)	1.00	0.00				

66 - Were the following tactics used by the other person(s) during the events you reported on the prior screen?						
d. Threatened to physically harm me or someone close to me.						
Response Option	Weight	Frequency	Percent	Percent Responses	Means	
Yes	(1)	0	0.00%		2.00	
No	(2)	1	100.00%			
Prefer not to Respond	(0)	0	0.00%			
				0 25 50 75 100	Question	
Response Rate	Mean	STD				
1/2088 (0.05%)	2.00	0.00				

66 - Were the following tactics used by the other person(s) during the events you reported on the prior screen?						
e. The other person used force, for example held me down with their body weight, pinned my arms, or had a weapon.						
Response Option	Weight	Frequency	Percent	Percent Responses	Means	
Yes	(1)	1	100.00%		1.00	
No	(2)	0	0.00%			
Prefer not to Respond	(0)	0	0.00%			
				0 25 50 75 100	Question	
Response Rate	Mean	STD				
1/2088 (0.05%)	1.00	0.00				

Danville Area Community College
ICCB Sexual Misconduct Survey

67 - How was the individual(s) who did the unwanted behavior associated with DACC? (Select all that apply)

Response Option	Weight	Frequency	Percent	Percent Responses	Means
Student	(1)	0	0.00%		10.00
Student teaching assistant	(2)	0	0.00%		
Faculty or instructor	(3)	0	0.00%		
Research staff	(4)	0	0.00%		
Other staff or administrator	(5)	0	0.00%		
Coach or trainer	(6)	0	0.00%		
Alumni	(7)	0	0.00%		
Other person associated with DACC (e.g., internship, study abroad)	(8)	0	0.00%		
The person was not associated with DACC	(9)	0	0.00%		
Unsure about association with DACC	(10)	1	100.00%		
				0 25 50 75 100	Question
Response Rate	Mean	STD			
1/2088 (0.05%)	10.00	0.00			

68 - Please describe the gender(s) of the individual(s) who committed the unwanted behavior. (Select all that apply)

Response Option	Weight	Frequency	Percent	Percent Responses	Means
Woman	(1)	0	0.00%		
Genderqueer/gender non-conforming/non-binary	(2)	0	0.00%		
Man	(3)	1	100.00%		
Prefer not to respond	(4)	0	0.00%		
Unknown	(5)	0	0.00%		
Prefer to self-describe	(6)	0	0.00%		
				0 25 50 75 100	
Response Rate	1/2088 (0.05%)				

69 - Had the other person been consuming alcohol or drugs just prior to the incident?

Response Option	Weight	Frequency	Percent	Percent Responses	Means
They had been consuming alcohol	(1)	1	100.00%		1.00
They had been consuming drugs	(2)	0	0.00%		
They had been consuming both alcohol and drugs	(3)	0	0.00%		
They had not been consuming either alcohol or drugs	(4)	0	0.00%		
I don't know	(5)	0	0.00%		
Prefer not to respond	(6)	0	0.00%		
				0 25 50 75 100	Question
Response Rate	Mean	STD			
1/2088 (0.05%)	1.00	0.00			

Danville Area Community College
ICCB Sexual Misconduct Survey

70 - Keep in mind that your consumption of alcohol or drugs in no way excuses a person who acted against your will; had you been consuming alcohol or drugs just prior to the incident? (Select all that apply)

Response Option	Weight	Frequency	Percent	Percent Responses	Means
I had been consuming alcohol	(1)	1	100.00%		
I had been consuming drugs	(2)	0	0.00%		
I am certain I was given drugs or alcohol without my knowledge or consent	(3)	0	0.00%		
I believe I was given drugs or alcohol without my knowledge or consent, but I am not certain	(4)	0	0.00%		
I had not been consuming alcohol or drugs	(5)	0	0.00%		
Prefer not to respond	(6)	0	0.00%		
				0 25 50 75 100	
Response Rate	1/2088 (0.05%)				

71 - Did you tell anyone about the incident(s) before this questionnaire?

Response Option	Weight	Frequency	Percent	Percent Responses	Means
Yes	(1)	1	100.00%		1.00
No	(2)	0	0.00%		
Prefer not to respond	(3)	0	0.00%		
				0 25 50 75 100	Question
Response Rate	Mean	STD			
1/2088 (0.05%)	1.00	0.00			

72 - Which of the following persons (if any) did you tell? (Select all that apply)

Response Option	Weight	Frequency	Percent	Percent Responses	Means
School Personnel (Administration, Resident Assistants, etc.)	(1)	0	0.00%		
School Faculty (Professors, Coaches, etc.)	(2)	0	0.00%		
Friends, family (Trusted Social Circle)	(3)	0	0.00%		
Community Based Organizations	(4)	0	0.00%		
Health & Wellness Providers (Physician, Counselor, Therapist, etc.)	(5)	1	100.00%		
Hotline (Local or National)	(6)	0	0.00%		
Local Law Enforcement (City, County, or State Police)	(7)	1	100.00%		
Campus Security/Safety	(8)	0	0.00%		
Other	(9)	0	0.00%		
Prefer not to respond	(10)	0	0.00%		
				0 25 50 75 100	
Response Rate	1/2088 (0.05%)				

Danville Area Community College
ICCB Sexual Misconduct Survey

73 - When you disclosed this experience, did you receive information on or were you referred to any of the following resources/support services? (Select all that apply)

Response Option	Weight	Frequency	Percent	Percent Responses	Means
On-campus counseling	(1)	0	0.00%		
Non-institution counseling support	(2)	0	0.00%		
Local law enforcement (city, county, or state police)	(3)	1	100.00%		
Campus public safety/security	(4)	0	0.00%		
On-campus survivor support services and/or advocacy	(5)	0	0.00%		
Off-campus support and/or advocacy services (e.g., rape crisis center)	(6)	1	100.00%		
Medical care, whether on or off-campus	(7)	1	100.00%		
Campus legal services	(8)	0	0.00%		
Campus Title IX office	(9)	0	0.00%		
Other services	(10)	0	0.00%		
Prefer not to respond	(11)	0	0.00%		
				0 25 50 75 100	
Response Rate	1/2088 (0.05%)				

74 - Following when you disclosed this experience, did you choose to use any of these services? (Select all that apply)

Response Option	Weight	Frequency	Percent	Percent Responses	Means
On-campus counseling	(1)	0	0.00%		
Non-institution counseling support	(2)	0	0.00%		
Local law enforcement (city, county, or state police)	(3)	0	0.00%		
Campus public safety/security	(4)	0	0.00%		
On-campus survivor support services and/or advocacy	(5)	0	0.00%		
Off-campus support and/or advocacy services (e.g., rape crisis center)	(6)	0	0.00%		
Medical care, whether on or off-campus	(7)	1	100.00%		
Campus legal services	(8)	0	0.00%		
Campus Title IX office	(9)	0	0.00%		
Other services	(10)	0	0.00%		
Prefer not to respond	(11)	0	0.00%		
				0 25 50 75 100	
Response Rate	1/2088 (0.05%)				

75 - Many people choose not to tell anyone about experiences of sexual misconduct. This is a very normal response. What led you to choose not to tell anyone about your experience? (Select all that apply)

Response Option	Weight	Frequency	Percent	Percent Responses	Means
I did not know where to go or who to tell	(1)	0	0.00%		
I felt embarrassed, ashamed or that it would be too emotionally difficult	(2)	0	0.00%		
I did not think anyone would believe me	(3)	0	0.00%		
I did not think it was serious enough to contact any of these programs or resources	(4)	0	0.00%		
I did not want the person to get into trouble	(5)	0	0.00%		
I feared negative academic, social, or professional consequences	(6)	0	0.00%		
I feared it would not be kept confidential	(7)	0	0.00%		
I could handle it myself	(8)	0	0.00%		
I feared retaliation	(9)	0	0.00%		
				0 25 50 75 100	
Response Rate	0/2088 (0%)				

Danville Area Community College
ICCB Sexual Misconduct Survey

76 - Did you report sexual misconduct in the prior sections? Sexual Misconduct refers to physical contact or non-physical conduct of a sexual nature in the absence of clear, knowing and voluntary consent. Examples include sexual or gender based harassment, stalking, dating violence, and sexual violence.

Response Option	Weight	Frequency	Percent	Percent Responses	Means
Yes	(1)	6	24.00%		1.76
No	(2)	19	76.00%		
				0 25 50 75 100	Question
Response Rate	Mean	STD			
25/2088 (1.2%)	1.76	0.44			

77 - Have you ever withdrawn from DACC?

Response Option	Weight	Frequency	Percent	Percent Responses	Means
Yes	(1)	0	0.00%		2.00
No	(2)	6	100.00%		
Prefer not to Respond	(0)	0	0.00%		
				0 25 50 75 100	Question
Response Rate	Mean	STD			
6/2088 (0.29%)	2.00	0.00			

78 - Was your decision to withdraw influenced by the experience(s) identified above while you were a student at DACC?

Response Option	Weight	Frequency	Percent	Percent Responses	Means
Yes	(1)	0	0.00%		
No	(2)	0	0.00%		
Prefer not to Respond	(0)	0	0.00%		
				0 25 50 75 100	Question
Response Rate	Mean	STD			
0/2088 (0%)	0.00	0.00			

79 - Have you ever taken a leave of absence from DACC?

Response Option	Weight	Frequency	Percent	Percent Responses	Means
Yes	(1)	1	16.67%		1.83
No	(2)	5	83.33%		
Prefer not to Respond	(0)	0	0.00%		
				0 25 50 75 100	Question
Response Rate	Mean	STD			
6/2088 (0.29%)	1.83	0.41			

80 - Was your decision to take a leave of absence influenced by the experience(s) identified above while you were a student at DACC?

Response Option	Weight	Frequency	Percent	Percent Responses	Means
Yes	(1)	0	0.00%		2.00
No	(2)	1	100.00%		
Prefer not to Respond	(0)	0	0.00%		
				0 25 50 75 100	Question
Response Rate	Mean	STD			
1/2088 (0.05%)	2.00	0.00			

81 - Have you ever transferred out of DACC?

Response Option	Weight	Frequency	Percent	Percent Responses	Means
Yes	(1)	1	16.67%		1.83
No	(2)	5	83.33%		
Prefer not to Respond	(0)	0	0.00%		
				0 25 50 75 100	Question
Response Rate	Mean	STD			
6/2088 (0.29%)	1.83	0.41			

Danville Area Community College
ICCB Sexual Misconduct Survey

82 - Was your decision to transfer from DACC influenced by the experience(s) identified above while you were a student at DACC?						
Response Option	Weight	Frequency	Percent	Percent Responses	Means	
Yes	(1)	0	0.00%		2.00	
No	(2)	1	100.00%			
Prefer not to Respond	(0)	0	0.00%			
				0 25 50 75 100	Question	
Response Rate	Mean	STD				
1/2088 (0.05%)	2.00	0.00				

83 - Have you ever withdrawn from a class(es) at DACC?						
Response Option	Weight	Frequency	Percent	Percent Responses	Means	
Yes	(1)	1	16.67%		1.83	
No	(2)	5	83.33%			
Prefer not to Respond	(0)	0	0.00%			
				0 25 50 75 100	Question	
Response Rate	Mean	STD				
6/2088 (0.29%)	1.83	0.41				

84 - Was your withdrawal from a class(es) influenced by the experience(s) identified above at DACC?						
Response Option	Weight	Frequency	Percent	Percent Responses	Means	
Yes	(1)	0	0.00%		2.00	
No	(2)	1	100.00%			
Prefer not to Respond	(0)	0	0.00%			
				0 25 50 75 100	Question	
Response Rate	Mean	STD				
1/2088 (0.05%)	2.00	0.00				

85 - Have you ever been placed on academic probation at DACC?						
Response Option	Weight	Frequency	Percent	Percent Responses	Means	
Yes	(1)	1	16.67%		1.83	
No	(2)	5	83.33%			
Prefer not to Respond	(0)	0	0.00%			
				0 25 50 75 100	Question	
Response Rate	Mean	STD				
6/2088 (0.29%)	1.83	0.41				

86 - Was being placed on academic probation influenced by experiences of sexual misconduct at DACC?						
Response Option	Weight	Frequency	Percent	Percent Responses	Means	
Yes	(1)	0	0.00%		2.00	
No	(2)	1	100.00%			
Prefer not to Respond	(0)	0	0.00%			
				0 25 50 75 100	Question	
Response Rate	Mean	STD				
1/2088 (0.05%)	2.00	0.00				

Danville Area Community College
ICCB Sexual Misconduct Survey

87 - In thinking about the events related to sexual misconduct described in the previous sections, did DACC play a role by...

a. Actively supporting you with either formal or informal resources (e.g., counseling, academic services, advocacy services, meetings, or phone calls)?

Response Option	Weight	Frequency	Percent	Percent Responses	Means
Yes	(1)	0	0.00%		3.50
No	(2)	1	16.67%		
Prefer Not to Respond	(3)	1	16.67%		
Does Not Apply	(4)	4	66.67%		
				0 25 50 75 100	Question
Response Rate	Mean	STD			
6/2088 (0.29%)	3.50	0.84			

87 - In thinking about the events related to sexual misconduct described in the previous sections, did DACC play a role by...

b. Taking your report seriously?

Response Option	Weight	Frequency	Percent	Percent Responses	Means
Yes	(1)	1	16.67%		3.00
No	(2)	1	16.67%		
Prefer Not to Respond	(3)	1	16.67%		
Does Not Apply	(4)	3	50.00%		
				0 25 50 75 100	Question
Response Rate	Mean	STD			
6/2088 (0.29%)	3.00	1.26			

87 - In thinking about the events related to sexual misconduct described in the previous sections, did DACC play a role by...

c. Allowing you to have a say in how your report was handled?

Response Option	Weight	Frequency	Percent	Percent Responses	Means
Yes	(1)	1	16.67%		3.00
No	(2)	1	16.67%		
Prefer Not to Respond	(3)	1	16.67%		
Does Not Apply	(4)	3	50.00%		
				0 25 50 75 100	Question
Response Rate	Mean	STD			
6/2088 (0.29%)	3.00	1.26			

87 - In thinking about the events related to sexual misconduct described in the previous sections, did DACC play a role by...

d. Ensuring you were treated as an important member of the institution?

Response Option	Weight	Frequency	Percent	Percent Responses	Means
Yes	(1)	1	16.67%		3.00
No	(2)	1	16.67%		
Prefer Not to Respond	(3)	1	16.67%		
Does Not Apply	(4)	3	50.00%		
				0 25 50 75 100	Question
Response Rate	Mean	STD			
6/2088 (0.29%)	3.00	1.26			

Danville Area Community College
ICCB Sexual Misconduct Survey

87 - In thinking about the events related to sexual misconduct described in the previous sections, did DACC play a role by...

e. Meeting your needs for support and accommodations?

Response Option	Weight	Frequency	Percent	Percent Responses	Means
Yes	(1)	1	16.67%		3.00
No	(2)	1	16.67%		
Prefer Not to Respond	(3)	1	16.67%		
Does Not Apply	(4)	3	50.00%		
				0 25 50 75 100	Question
Response Rate	Mean	STD			
6/2088 (0.29%)	3.00	1.26			

87 - In thinking about the events related to sexual misconduct described in the previous sections, did DACC play a role by...

f. Discussing its policies about protection from retaliation?

Response Option	Weight	Frequency	Percent	Percent Responses	Means
Yes	(1)	1	16.67%		3.00
No	(2)	1	16.67%		
Prefer Not to Respond	(3)	1	16.67%		
Does Not Apply	(4)	3	50.00%		
				0 25 50 75 100	Question
Response Rate	Mean	STD			
6/2088 (0.29%)	3.00	1.26			

87 - In thinking about the events related to sexual misconduct described in the previous sections, did DACC play a role by...

g. Sharing options for academic and other accommodations?

Response Option	Weight	Frequency	Percent	Percent Responses	Means
Yes	(1)	0	0.00%		3.50
No	(2)	1	16.67%		
Prefer Not to Respond	(3)	1	16.67%		
Does Not Apply	(4)	4	66.67%		
				0 25 50 75 100	Question
Response Rate	Mean	STD			
6/2088 (0.29%)	3.50	0.84			

87 - In thinking about the events related to sexual misconduct described in the previous sections, did DACC play a role by...

h. Giving you information about options through a criminal process?

Response Option	Weight	Frequency	Percent	Percent Responses	Means
Yes	(1)	0	0.00%		3.50
No	(2)	1	16.67%		
Prefer Not to Respond	(3)	1	16.67%		
Does Not Apply	(4)	4	66.67%		
				0 25 50 75 100	Question
Response Rate	Mean	STD			
6/2088 (0.29%)	3.50	0.84			

Danville Area Community College
ICCB Sexual Misconduct Survey

88 - In thinking about the events related to sexual misconduct described in the previous sections, did DACC play a role by...

a. Making it difficult to report the experience/s?

Response Option	Weight	Frequency	Percent	Percent Responses	Means
Yes	(1)	1	16.67%		2.83
No	(2)	2	33.33%		
Prefer Not to Respond	(3)	0	0.00%		
Does Not Apply	(4)	3	50.00%		
				0 25 50 75 100	Question
Response Rate	Mean	STD			
6/2088 (0.29%)	2.83	1.33			

88 - In thinking about the events related to sexual misconduct described in the previous sections, did DACC play a role by...

b. Responding inadequately to the experience/s, if reported?

Response Option	Weight	Frequency	Percent	Percent Responses	Means
Yes	(1)	1	16.67%		2.83
No	(2)	2	33.33%		
Prefer Not to Respond	(3)	0	0.00%		
Does Not Apply	(4)	3	50.00%		
				0 25 50 75 100	Question
Response Rate	Mean	STD			
6/2088 (0.29%)	2.83	1.33			

88 - In thinking about the events related to sexual misconduct described in the previous sections, did DACC play a role by...

c. Mishandling your case, if disciplinary action was contemplated?

Response Option	Weight	Frequency	Percent	Percent Responses	Means
Yes	(1)	1	16.67%		2.83
No	(2)	2	33.33%		
Prefer Not to Respond	(3)	0	0.00%		
Does Not Apply	(4)	3	50.00%		
				0 25 50 75 100	Question
Response Rate	Mean	STD			
6/2088 (0.29%)	2.83	1.33			

88 - In thinking about the events related to sexual misconduct described in the previous sections, did DACC play a role by...

d. Covering up the experience/s?

Response Option	Weight	Frequency	Percent	Percent Responses	Means
Yes	(1)	1	16.67%		2.83
No	(2)	2	33.33%		
Prefer Not to Respond	(3)	0	0.00%		
Does Not Apply	(4)	3	50.00%		
				0 25 50 75 100	Question
Response Rate	Mean	STD			
6/2088 (0.29%)	2.83	1.33			

Danville Area Community College
ICCB Sexual Misconduct Survey

88 - In thinking about the events related to sexual misconduct described in the previous sections, did DACC play a role by...

e. Denying your experience/s in some way?

Response Option	Weight	Frequency	Percent	Percent Responses	Means
Yes	(1)	1	16.67%		2.83
No	(2)	2	33.33%		
Prefer Not to Respond	(3)	0	0.00%		
Does Not Apply	(4)	3	50.00%		
				0 25 50 75 100	Question
Response Rate	Mean	STD			
6/2088 (0.29%)	2.83	1.33			

88 - In thinking about the events related to sexual misconduct described in the previous sections, did DACC play a role by...

f. Punishing you in some way for reporting the experience/s (e.g., loss of privileges or status)?

Response Option	Weight	Frequency	Percent	Percent Responses	Means
Yes	(1)	1	16.67%		2.83
No	(2)	2	33.33%		
Prefer Not to Respond	(3)	0	0.00%		
Does Not Apply	(4)	3	50.00%		
				0 25 50 75 100	Question
Response Rate	Mean	STD			
6/2088 (0.29%)	2.83	1.33			

88 - In thinking about the events related to sexual misconduct described in the previous sections, did DACC play a role by...

g. Suggesting your experience/s might affect the reputation of the institution?

Response Option	Weight	Frequency	Percent	Percent Responses	Means
Yes	(1)	0	0.00%		3.33
No	(2)	2	33.33%		
Prefer Not to Respond	(3)	0	0.00%		
Does Not Apply	(4)	4	66.67%		
				0 25 50 75 100	Question
Response Rate	Mean	STD			
6/2088 (0.29%)	3.33	1.03			

88 - In thinking about the events related to sexual misconduct described in the previous sections, did DACC play a role by...

h. Creating an environment where you no longer felt like a valued member of the institution?

Response Option	Weight	Frequency	Percent	Percent Responses	Means
Yes	(1)	1	16.67%		2.83
No	(2)	2	33.33%		
Prefer Not to Respond	(3)	0	0.00%		
Does Not Apply	(4)	3	50.00%		
				0 25 50 75 100	Question
Response Rate	Mean	STD			
6/2088 (0.29%)	2.83	1.33			

Danville Area Community College
ICCB Sexual Misconduct Survey

88 - In thinking about the events related to sexual misconduct described in the previous sections, did DACC play a role by...

i. Creating an environment where staying at DACC was difficult for you?

Response Option	Weight	Frequency	Percent	Percent Responses	Means
Yes	(1)	1	16.67%		2.83
No	(2)	2	33.33%		
Prefer Not to Respond	(3)	0	0.00%		
Does Not Apply	(4)	3	50.00%		
				0 25 50 75 100	Question
Response Rate	Mean	STD			
6/2088 (0.29%)	2.83	1.33			

88 - In thinking about the events related to sexual misconduct described in the previous sections, did DACC play a role by...

j. Responding differently to your experience/s based on your sexual orientation or gender identity?

Response Option	Weight	Frequency	Percent	Percent Responses	Means
Yes	(1)	1	16.67%		2.83
No	(2)	2	33.33%		
Prefer Not to Respond	(3)	0	0.00%		
Does Not Apply	(4)	3	50.00%		
				0 25 50 75 100	Question
Response Rate	Mean	STD			
6/2088 (0.29%)	2.83	1.33			

88 - In thinking about the events related to sexual misconduct described in the previous sections, did DACC play a role by...

k. Responding differently to your experience/s based on your racial or ethnic background?

Response Option	Weight	Frequency	Percent	Percent Responses	Means
Yes	(1)	0	0.00%		3.33
No	(2)	2	33.33%		
Prefer Not to Respond	(3)	0	0.00%		
Does Not Apply	(4)	4	66.67%		
				0 25 50 75 100	Question
Response Rate	Mean	STD			
6/2088 (0.29%)	3.33	1.03			

88 - In thinking about the events related to sexual misconduct described in the previous sections, did DACC play a role by...

l. Responding differently to your experience/s based on your disability status?

Response Option	Weight	Frequency	Percent	Percent Responses	Means
Yes	(1)	1	16.67%		2.83
No	(2)	2	33.33%		
Prefer Not to Respond	(3)	0	0.00%		
Does Not Apply	(4)	3	50.00%		
				0 25 50 75 100	Question
Response Rate	Mean	STD			
6/2088 (0.29%)	2.83	1.33			

89 - Did you answer "Yes" to any item in the prior question?

Response Option	Weight	Frequency	Percent	Percent Responses	Means
Yes	(1)	1	16.67%		1.83
No	(2)	5	83.33%		
				0 25 50 75 100	Question
Response Rate	Mean	STD			
6/2088 (0.29%)	1.83	0.41			

Danville Area Community College
ICCB Sexual Misconduct Survey

90 - If you reported or were considering making a report of sexual misconduct to DACC, did DACC play a role by...

a. Warning you that you could face lawsuits from the person who harmed you?

Response Option	Weight	Frequency	Percent	Percent Responses	Means
Yes	(1)	0	0.00%		2.00
No	(2)	1	100.00%		
Prefer Not to Respond	(3)	0	0.00%		
Does Not Apply	(4)	0	0.00%		
				0 25 50 75 100	Question
Response Rate	Mean	STD			
1/2088 (0.05%)	2.00	0.00			

90 - If you reported or were considering making a report of sexual misconduct to DACC, did DACC play a role by...

b. Threatening to file a lawsuit against you?

Response Option	Weight	Frequency	Percent	Percent Responses	Means
Yes	(1)	0	0.00%		2.00
No	(2)	1	100.00%		
Prefer Not to Respond	(3)	0	0.00%		
Does Not Apply	(4)	0	0.00%		
				0 25 50 75 100	Question
Response Rate	Mean	STD			
1/2088 (0.05%)	2.00	0.00			

90 - If you reported or were considering making a report of sexual misconduct to DACC, did DACC play a role by...

c. Encouraging you to take a leave of absence?

Response Option	Weight	Frequency	Percent	Percent Responses	Means
Yes	(1)	0	0.00%		2.00
No	(2)	1	100.00%		
Prefer Not to Respond	(3)	0	0.00%		
Does Not Apply	(4)	0	0.00%		
				0 25 50 75 100	Question
Response Rate	Mean	STD			
1/2088 (0.05%)	2.00	0.00			

90 - If you reported or were considering making a report of sexual misconduct to DACC, did DACC play a role by...

d. Encouraging you to transfer schools?

Response Option	Weight	Frequency	Percent	Percent Responses	Means
Yes	(1)	0	0.00%		2.00
No	(2)	1	100.00%		
Prefer Not to Respond	(3)	0	0.00%		
Does Not Apply	(4)	0	0.00%		
				0 25 50 75 100	Question
Response Rate	Mean	STD			
1/2088 (0.05%)	2.00	0.00			

Danville Area Community College
ICCB Sexual Misconduct Survey

90 - If you reported or were considering making a report of sexual misconduct to DACC, did DACC play a role by...

e. Encouraging you to drop out of school?

Response Option	Weight	Frequency	Percent	Percent Responses	Means
Yes	(1)	0	0.00%		2.00
No	(2)	1	100.00%		
Prefer Not to Respond	(3)	0	0.00%		
Does Not Apply	(4)	0	0.00%		
				0 25 50 75 100	Question
Response Rate	Mean	STD			
1/2088 (0.05%)	2.00	0.00			

90 - If you reported or were considering making a report of sexual misconduct to DACC, did DACC play a role by...

f. Other

Response Option	Weight	Frequency	Percent	Percent Responses	Means
Yes	(1)	0	0.00%		2.00
No	(2)	1	100.00%		
Prefer Not to Respond	(3)	0	0.00%		
Does Not Apply	(4)	0	0.00%		
				0 25 50 75 100	Question
Response Rate	Mean	STD			
1/2088 (0.05%)	2.00	0.00			

91 - If you reported or were considering making a report of sexual misconduct to DACC, please indicate your experience(s) of the following:

a. The person who caused you harm filed a Title IX complaint.

Response Option	Weight	Frequency	Percent	Percent Responses	Means
Yes	(1)	0	0.00%		3.33
No	(2)	2	33.33%		
Prefer Not to Respond	(3)	0	0.00%		
Does Not Apply	(4)	4	66.67%		
				0 25 50 75 100	Question
Response Rate	Mean	STD			
6/2088 (0.29%)	3.33	1.03			

91 - If you reported or were considering making a report of sexual misconduct to DACC, please indicate your experience(s) of the following:

b. The person who caused you harm filed a protective order against you in court.

Response Option	Weight	Frequency	Percent	Percent Responses	Means
Yes	(1)	0	0.00%		3.00
No	(2)	3	50.00%		
Prefer Not to Respond	(3)	0	0.00%		
Does Not Apply	(4)	3	50.00%		
				0 25 50 75 100	Question
Response Rate	Mean	STD			
6/2088 (0.29%)	3.00	1.10			

Danville Area Community College
ICCB Sexual Misconduct Survey

91 - If you reported or were considering making a report of sexual misconduct to DACC, please indicate your experience(s) of the following:

c. The person who caused you harm threatened to sue you.

Response Option	Weight	Frequency	Percent	Percent Responses	Means
Yes	(1)	0	0.00%		3.00
No	(2)	3	50.00%		
Prefer Not to Respond	(3)	0	0.00%		
Does Not Apply	(4)	3	50.00%		
				0 25 50 75 100	Question
Response Rate	Mean	STD			
6/2088 (0.29%)	3.00	1.10			

91 - If you reported or were considering making a report of sexual misconduct to DACC, please indicate your experience(s) of the following:

d. The person who caused you harm (or their attorney) threatened to sue or did sue the school over the case.

Response Option	Weight	Frequency	Percent	Percent Responses	Means
Yes	(1)	0	0.00%		3.20
No	(2)	2	40.00%		
Prefer Not to Respond	(3)	0	0.00%		
Does Not Apply	(4)	3	60.00%		
				0 25 50 75 100	Question
Response Rate	Mean	STD			
5/2088 (0.24%)	3.20	1.10			

92 - Has the following happened to you at any time when you were a student at DACC during the last 12 months?

a. I was pressured, intimidated, and/or threatened by someone to not make a report.

Response Option	Weight	Frequency	Percent	Percent Responses	Means
Yes	(1)	1	16.67%		1.67
No	(2)	2	33.33%		
Prefer not to Respond	(0)	3	50.00%		
				0 25 50 75 100	Question
Response Rate	Mean	STD			
6/2088 (0.29%)	1.67	0.58			

92 - Has the following happened to you at any time when you were a student at DACC during the last 12 months?

b. I was pressured, intimidated, and/or threatened by someone after making a report

Response Option	Weight	Frequency	Percent	Percent Responses	Means
Yes	(1)	1	16.67%		1.75
No	(2)	3	50.00%		
Prefer not to Respond	(0)	2	33.33%		
				0 25 50 75 100	Question
Response Rate	Mean	STD			
6/2088 (0.29%)	1.75	0.50			

**Danville Area Community College
ICCB Sexual Misconduct Survey**

93 - Since you came to DACC, which of the following have you done? (Select all that apply)					
Response Option	Weight	Frequency	Percent	Percent Responses	Means
Discussed sexual misconduct or sexual assault in class	(1)	0	0.00%		
Discussed the topic of sexual misconduct with friends	(2)	2	33.33%	██████████	
Discussed sexual misconduct with a family member	(3)	3	50.00%	██████████	
Attended an event or program about what you can do as a bystander to stop sexual misconduct	(4)	0	0.00%		
Attended a rally or other campus event about sexual misconduct or sexual assault	(5)	0	0.00%		
Seen posters about sexual misconduct (e.g., raising awareness, preventing rape, defining sexual misconduct)	(6)	2	33.33%	██████████	
Seen or heard campus administrators or staff address sexual misconduct	(7)	0	0.00%		
Seen crime alerts about sexual misconduct	(8)	1	16.67%	██████	
Read a report about sexual violence rates at DACC	(9)	0	0.00%		
Visited a DACC website with information on sexual misconduct	(10)	0	0.00%		
Volunteered or interned at an organization that addresses sexual misconduct	(11)	0	0.00%		
Seen or heard about sexual misconduct in a student publication or media outlet	(12)	0	0.00%		
Taken a class to learn more about sexual misconduct	(13)	0	0.00%		
Prefer not to respond	(14)	3	50.00%	██████████	
				0 25 50 75 100	
Response Rate	6/2088 (0.29%)				

94 - Since coming to DACC, have you received written (e.g., brochures, emails) or verbal information (e.g., presentations, training) from anyone at DACC about the following? (Select all that apply)					
Response Option	Weight	Frequency	Percent	Percent Responses	Means
The definitions of types of sexual misconduct	(1)	2	33.33%	██████████	
How to report an incident of sexual misconduct	(2)	2	33.33%	██████████	
Where to go to get help if someone you know experiences sexual misconduct	(3)	2	33.33%	██████████	
Title IX protections against sexual misconduct	(4)	3	50.00%	██████████	
Protections against retaliation against those who experience and disclose sexual misconduct	(5)	2	33.33%	██████████	
How to help prevent sexual misconduct	(6)	1	16.67%	██████	
Student code of conduct or honor code	(7)	3	50.00%	██████████	
Prefer not to respond	(8)	1	16.67%	██████	
				0 25 50 75 100	
Response Rate	6/2088 (0.29%)				

Danville Area Community College
ICCB Sexual Misconduct Survey

95 - If someone were to report a case of sexual misconduct to DACC...

a. Students would label the person making the report a troublemaker.

Response Option	Weight	Frequency	Percent	Percent Responses	Means
Strongly Disagree	(1)	11	44.00%		1.84
Disagree	(2)	8	32.00%		
Neutral	(3)	5	20.00%		
Agree	(4)	1	4.00%		
Strongly Agree	(5)	0	0.00%		
Prefer not to Respond	(0)	0	0.00%		
				0 25 50 75 100	Question
Response Rate	Mean	STD			
25/2088 (1.2%)	1.84	0.90			

95 - If someone were to report a case of sexual misconduct to DACC...

b. Students would have a hard time supporting the person who made the report.

Response Option	Weight	Frequency	Percent	Percent Responses	Means
Strongly Disagree	(1)	9	37.50%		2.00
Disagree	(2)	8	33.33%		
Neutral	(3)	5	20.83%		
Agree	(4)	2	8.33%		
Strongly Agree	(5)	0	0.00%		
Prefer not to Respond	(0)	0	0.00%		
				0 25 50 75 100	Question
Response Rate	Mean	STD			
24/2088 (1.15%)	2.00	0.98			

95 - If someone were to report a case of sexual misconduct to DACC...

c. The alleged offender(s) or their friends would try to get back at the person making the report.

Response Option	Weight	Frequency	Percent	Percent Responses	Means
Strongly Disagree	(1)	3	12.00%		2.84
Disagree	(2)	6	24.00%		
Neutral	(3)	10	40.00%		
Agree	(4)	4	16.00%		
Strongly Agree	(5)	2	8.00%		
Prefer not to Respond	(0)	0	0.00%		
				0 25 50 75 100	Question
Response Rate	Mean	STD			
25/2088 (1.2%)	2.84	1.11			

95 - If someone were to report a case of sexual misconduct to DACC...

d. Students would support the person making the report

Response Option	Weight	Frequency	Percent	Percent Responses	Means
Strongly Disagree	(1)	0	0.00%		3.92
Disagree	(2)	1	4.00%		
Neutral	(3)	7	28.00%		
Agree	(4)	10	40.00%		
Strongly Agree	(5)	7	28.00%		
Prefer not to Respond	(0)	0	0.00%		
				0 25 50 75 100	Question
Response Rate	Mean	STD			
25/2088 (1.2%)	3.92	0.86			

Danville Area Community College
ICCB Sexual Misconduct Survey

96 - If you experienced sexual misconduct and you told friends/peers at DACC, how would they respond?

a. Tell you that you could have done more to prevent this

Response Option	Weight	Frequency	Percent	Percent Responses	Means
Strongly Disagree	(1)	8	32.00%		2.21
Disagree	(2)	8	32.00%		
Neutral	(3)	5	20.00%		
Agree	(4)	1	4.00%		
Strongly Agree	(5)	2	8.00%		
Prefer not to Respond	(0)	1	4.00%		
				0 25 50 75 100	Question
Response Rate	Mean	STD			
25/2088 (1.2%)	2.21	1.22			

96 - If you experienced sexual misconduct and you told friends/peers at DACC, how would they respond?

b. Showed understanding of your experience.

Response Option	Weight	Frequency	Percent	Percent Responses	Means
Strongly Disagree	(1)	0	0.00%		3.96
Disagree	(2)	0	0.00%		
Neutral	(3)	7	28.00%		
Agree	(4)	11	44.00%		
Strongly Agree	(5)	6	24.00%		
Prefer not to Respond	(0)	1	4.00%		
				0 25 50 75 100	Question
Response Rate	Mean	STD			
25/2088 (1.2%)	3.96	0.75			

96 - If you experienced sexual misconduct and you told friends/peers at DACC, how would they respond?

c. Helped you get information of any kind about coping with the experience.

Response Option	Weight	Frequency	Percent	Percent Responses	Means
Strongly Disagree	(1)	0	0.00%		3.75
Disagree	(2)	1	4.00%		
Neutral	(3)	9	36.00%		
Agree	(4)	9	36.00%		
Strongly Agree	(5)	5	20.00%		
Prefer not to Respond	(0)	1	4.00%		
				0 25 50 75 100	Question
Response Rate	Mean	STD			
25/2088 (1.2%)	3.75	0.85			

96 - If you experienced sexual misconduct and you told friends/peers at DACC, how would they respond?

d. Encouraged you to keep the experience a secret.

Response Option	Weight	Frequency	Percent	Percent Responses	Means
Strongly Disagree	(1)	8	32.00%		1.92
Disagree	(2)	10	40.00%		
Neutral	(3)	6	24.00%		
Agree	(4)	0	0.00%		
Strongly Agree	(5)	0	0.00%		
Prefer not to Respond	(0)	1	4.00%		
				0 25 50 75 100	Question
Response Rate	Mean	STD			
25/2088 (1.2%)	1.92	0.78			

Danville Area Community College
ICCB Sexual Misconduct Survey

96 - If you experienced sexual misconduct and you told friends/peers at DACC, how would they respond?						
e. Told you to stop thinking about it.						
Response Option	Weight	Frequency	Percent	Percent Responses	Means	
Strongly Disagree	(1)	8	32.00%		<div style="text-align: center;">2.21</div>	
Disagree	(2)	6	24.00%			
Neutral	(3)	8	32.00%			
Agree	(4)	1	4.00%			
Strongly Agree	(5)	1	4.00%			
Prefer not to Respond	(0)	1	4.00%			
				0 25 50 75 100	Question	
Response Rate	Mean	STD				
25/2088 (1.2%)	2.21	1.10				

96 - If you experienced sexual misconduct and you told friends/peers at DACC, how would they respond?						
f. Treated you differently in some ways that made you feel uncomfortable.						
Response Option	Weight	Frequency	Percent	Percent Responses	Means	
Strongly Disagree	(1)	5	20.00%		<div style="text-align: center;">2.25</div>	
Disagree	(2)	9	36.00%			
Neutral	(3)	9	36.00%			
Agree	(4)	1	4.00%			
Strongly Agree	(5)	0	0.00%			
Prefer not to Respond	(0)	1	4.00%			
				0 25 50 75 100	Question	
Response Rate	Mean	STD				
25/2088 (1.2%)	2.25	0.85				