

Data Brief



August 2018

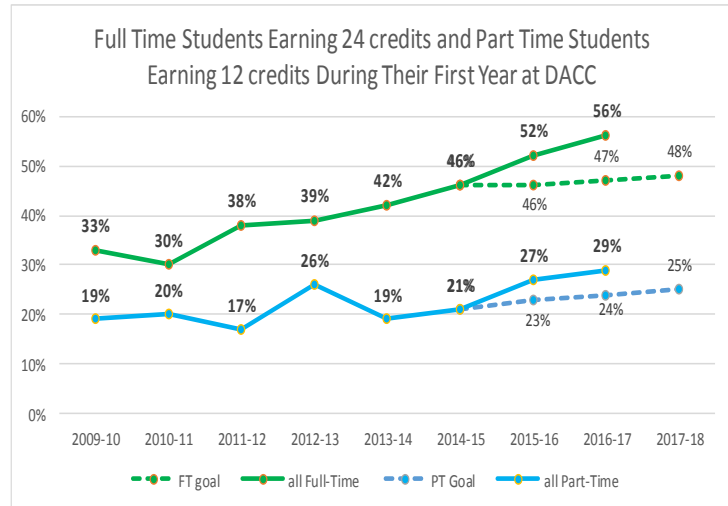
Danville Area Community College

Volume 8, Issue 1

Retention, Persistence & Completion Rates Progress

A little over two years ago, the college set improvement goals for the student success measures of retention, persistence and completion. Those goals were to improve each rate by 1% each year for the next three years.

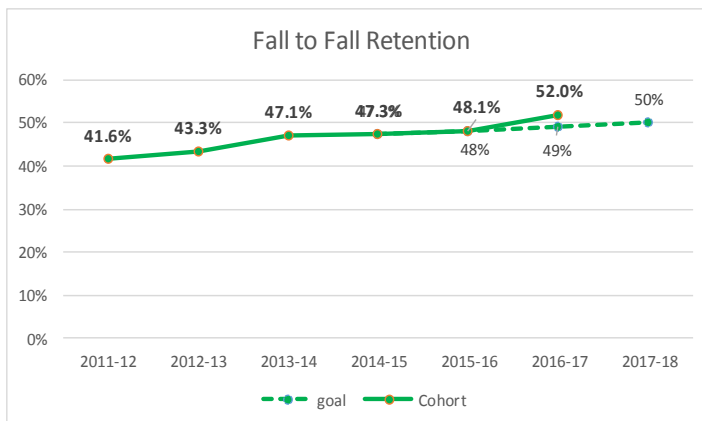
The 1% improvement is definitely ambitious as most community college have reported 0%-1% graduation rate improvements over the past decade. DACC has experienced graduation rates growth of over 2% per year during the same period, which is rarely sustainable for more than a couple of years.



So how are the rates?

COMPLETION

The College completion rate, although improving slightly, is not reaching the 1% improvement goal, reaching 33.1% when the goal was 34%. After a lot of hard work with underrepresented students, the gaps between credential attainment among Black and White students appear to be steadily decreasing. However, the gap decrease is, also, a result of no increase for White students in the last three years.

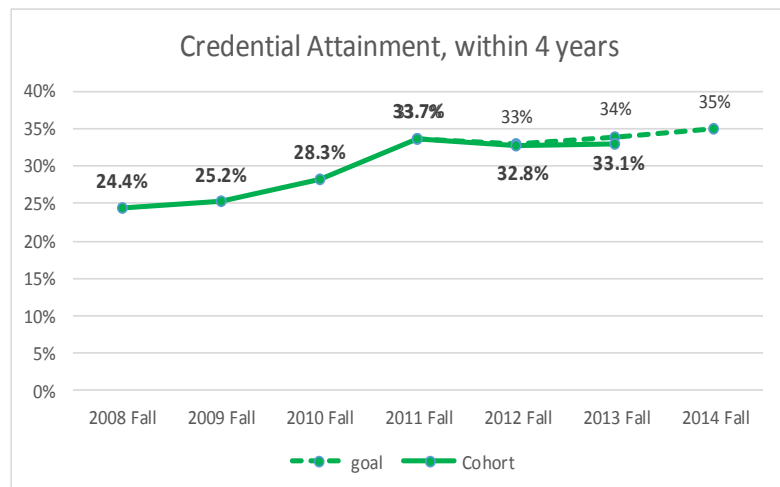


RETENTION

For the second year DACC has met the 1% growth target for fall-to-fall retention. Additionally, with the fall-to-spring retention improving, the college is on track for further growth.

PERSISTENCE

To say that this goal was met each of the last two years is an understatement. As can be seen in the graph, the number of students earning 24 and 12 credits, based on their initial enrollment status, within one year has dramatically increased.





Dual Credit Success

There was some concern that charging partial tuition/fees to on campus dual credit students would decrease participation. One year later ,we can see that this is not an issue.

| | FY 2017 Credits | FY 2018 Credits | Credit Change | Course Success |
|---------------------|-----------------|-----------------|---------------|----------------|
| Dual Credit at HS | 1852 | 2188 | +336 | 93% |
| Dual Credit at DACC | 2341 | 2170 | -171 | 88% |
| College Express | 3007 | 2839 | -168 | 91% |
| Middle College | 732 | 791 | +59 | 96% |
| Combined | 7932 | 7988 | +56 | |

Although there has been a slight shift to more dual credit at the high school, the overall number of credits high school students are earning through DACC continues to increase. More important is students enrolled in dual credit opportunities continue to have success, which is defined as a C or better for transfer and D or better for career courses in the chart.

Minding the Gap: Students with Financial Need

As part of the college’s work, inspired by the Achieving the Dream initiative, the College has been focusing on educational gaps between different groups of students. At DACC, one of the most significant gaps is the graduation gap between students in financial need and those without. The full-time graduation rate for students not receiving Pell grants is over 40%, while under 30% for those in financial need.

When tracking students, the pattern is clear. The two groups, Pell and non-Pell, complete their first semester and year at the same pace, having almost identical retention rates. But the credit accumulation differs greatly. Those with financial need are far less likely to earn 15 credits by the end of their first year. This attainment gap is typically 25-30%. It is this lack of credit earning which puts students behind the traditional two year track, eventually leading to lack of a credential.

Even with all the efforts made in the past decade at DACC, the graduation rate gap continues to be a gap that is not decreasing.

... and thank-you Shanay Wright for taking over as the DACC’s Achieving the Dream Coordinator. As TRIO Director we have seen your concern for student success and are glad that you can assist the students of DACC in this additional role.