
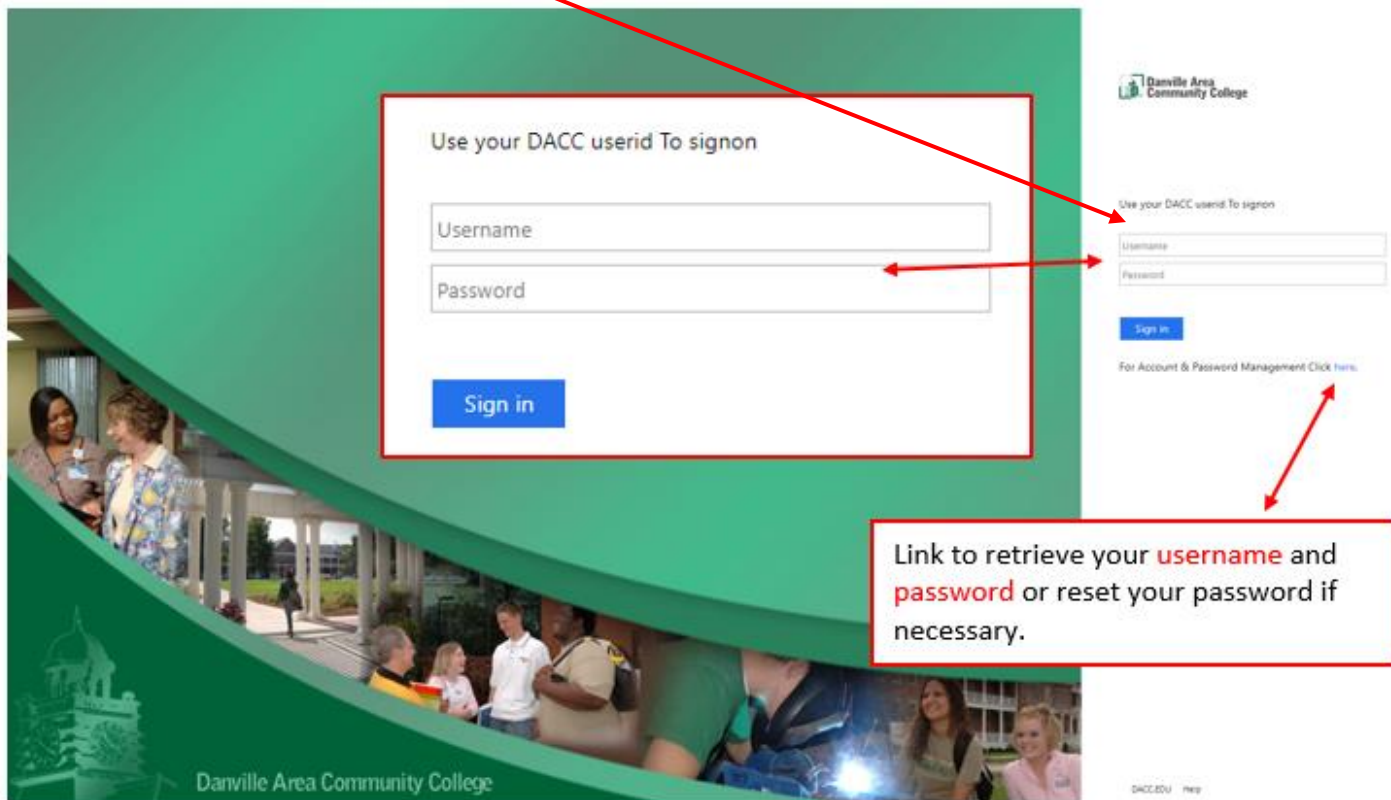


Welcome to the New *myDACC* Student Portal

1. From the DACC website (www.dacc.edu), click on the **myDACC** icon.



2. You will only have to log in **one** time to access all your student information (schedule, bill, financial aid, online classes, etc.) using the various student tools.



If you don't remember your user name or need to reset your password, visit the Get your Student User ID & Password option under the Computer & Network Services option on the Help Desk webpage.

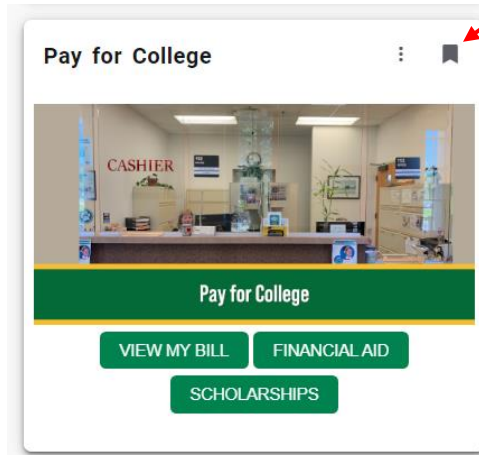
Please note, the **myDACC** portal is designed for both mobile and desktop users. Our main goal was to get critical information and services into your hands 24/7.

3. Once you log in, you will see cards that will give you access to various information and services.

The screenshot displays the myDACC dashboard with a grid of service cards. A red arrow points to the top navigation bar. The cards are organized as follows:

- Safety & Security**: Card with DACC logo and "Safety & Security" text.
- Annual Notice**: Card with "Annual Notice" text and a jaguar logo.
- Self Service**: Card with DACC logo and "Self-Service" text.
- Advisement Tips & Tricks**: Card with "Advisement Tips & Tricks" text.
- Pay for College**: Card with "Pay for College" text and buttons for "VIEW MY BILL", "FINANCIAL AID", and "SCHOLARSHIPS".
- Technology Help Desk**: Card with "Technology Help Desk" text.
- Student Services**: Card with "Student Services" text.
- Current Semester Schedule**: Card showing a calendar for January 2023 with a class listing: "12 PM HUMN 103-E Clock Tower 101".
- Work on Campus**: Card with "Work On Campus" text.
- Student Rights & Responsibilities**: Card with "Student Rights & Responsibilities" text.
- Campus Virtual Tour**: Card with "Campus Virtual Tour" text.
- DACC Transcript Order**: Card with "Order Your DACC Transcript" text and "Order a DACC Transcript" button.
- Clubs & Organizations**: Card with "Get Involved in Clubs & Organizations" text.
- Federal Student Aid | FAFSA**: Card with "FAFSA Federal Student Aid" logo and "Apply for FAFSA" text.
- Student Email**: Card with "Do not forget" sign and "Check Your Student E-mail" text.
- Online Learning**: Card with "Online Learning & Blackboard" text.
- Events Calendar**: Card showing "DACC Calendar of Events" for Monday, January 9, including "LIBRARY CLOSED" and "Jaguar Café".
- My Classes - Current & Hist...**: Card showing "Summer Term 2010" and "CONT 315 Fitness Center-Staff".
- Jaguar Box Office**: Card with "JAGUARS SOFTBALL" logo and "Softball" text.
- Twitter Tweets**: Card showing "Tweets from @DanvilleAreaCC" with a tweet from DACC dated Jan 6.

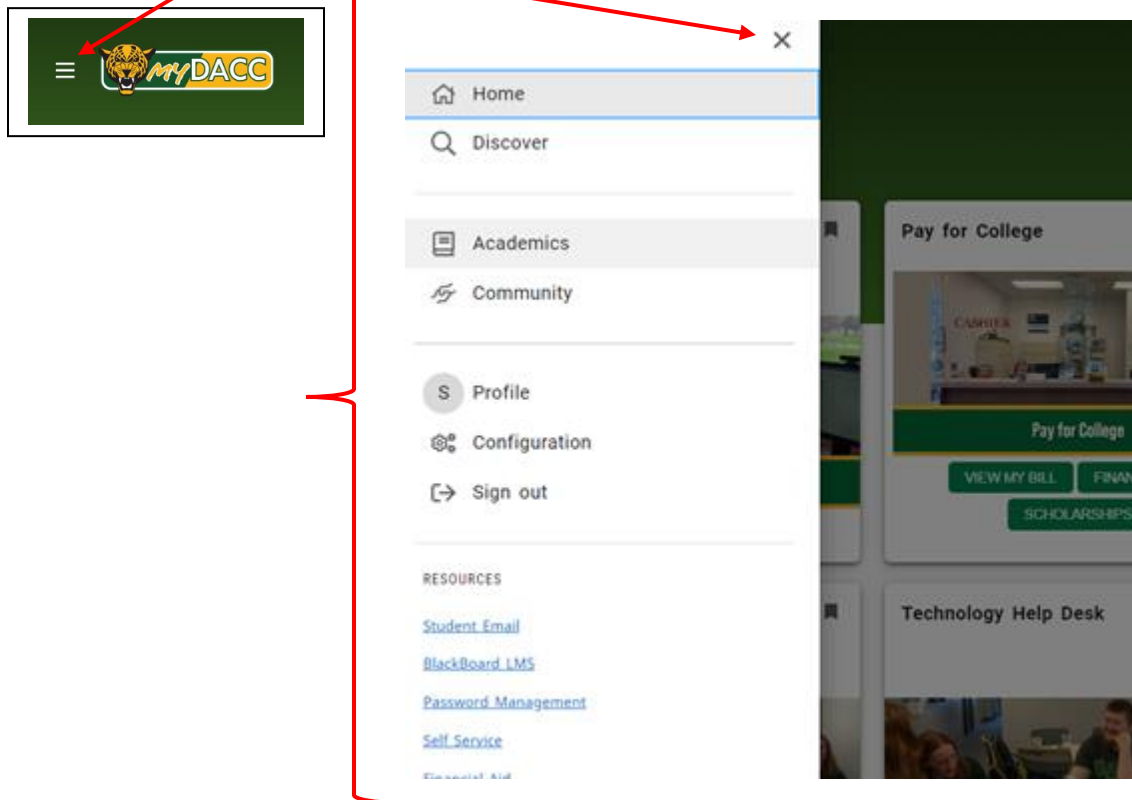
4. You can personalize your **myDACC** view by moving the cards around or adding/deleting cards.
- A. To personalize the order of the cards, just click on a card and drag it to the preferred spot. Note: You must be on your **myDACC** Home screen (not in Discover) to move the cards around.
 - B. To remove a card from your personal **myDACC** options by clicking on the flag/banner in the upper, right-hand corner of each card. Note: Clicking the flag off will remove the card from your myDACC page.



If you want to add the card back at some point in time or look at other cards available, click on the DISCOVER MORE button at the bottom of the **myDACC** page and click on the flag of the cards you would like to add. This allows you to tailor your **myDACC** page to your needs.

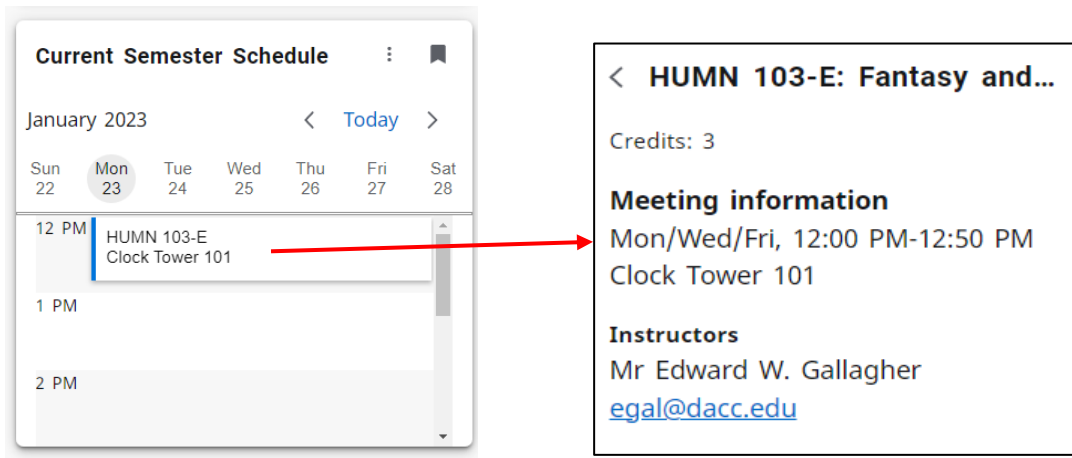


- C. You can also click on the menu icon in the upper left-hand corner to personalize your **myDACC** portal. Through the menu, you have access to Discover (to add or remove cards), your profile, and important resources. Click on the X to exit the menu.



5. Exciting Features of **myDACC** cards:

- View your daily class schedule in real time through the **Current Semester Schedule** card. If you scroll to a specific date, you can view your scheduled classes for the day. Click on the course to view additional information (location, instructor, instructor's email, etc.).



- View your bill and scholarships on your account on the **Pay for College** card
- View your financial aid on the **Pay for College** card
- View your grades/unofficial transcript on the **My Classes – Current & History** card
- Check your student email
- Access Blackboard for your online classwork on the **Online Learning & Blackboard** card
- Buy tickets to a Jaguar athletic event through the **Jaguar Box Office** card
- Keep up-to-date with **Jaguar TwitterTweets**
- Know what is going on with the **Events Calendar**
- Take a **Campus Virtual Tour** to see where your classes are
- Send your DACC transcript to another college or employer
- Get involved by viewing the **Clubs & Organizations** card